



INOX-PRO

Matériel professionnel Inox & CHR

inox-pro.fr | 09 51 90 60 16 | contact@inox-pro.fr

Catalogue CHR

2026

Contents

	4
Cooking Equipment	8
Fast Food Equipment	22
Refrigeration Equipment	30
Servery Equipment	34
Bar & Coffee Equipment	40
Food Processing Equipment	54
Packaging Equipment	56
Hygiene Equipment	58
Gastronorms & Trays	

COOKING EQUIPMENT

Convection Ovens
Sous Vide Cookers
Dehydrators Pizza
Ovens Provers

Convection Ovens



Model	Trays load		HKN-XFT133	HKN-XFT133M	HKN-XFT133L	HKN-XF023
Supported	trays		4	4	3	4
Temperature, °C	Voltage,		450x300	435x305	450x300	335x325
V	Power, kW	External	0...250	0...300	0...250	0...200
dimensions, mm	Net		230	230	230	230
weight, kg			2,8	2,52	2,5	2,5
			620x605x560	595x600x580	580x570x425	550x515x380
			31,6	36	20	22

Sous Vide Cookers



Model	Working		HKN-SV12	HKN-SV15	HKN-SV40
temperature, °C	Voltage,		up to 90	25...99,9	25...99
V	Power, kW	External	230	230	230
dimensions, mm	Net		1,2	0,85	1,5
weight, kg			93x115x396	90x190x365	150x70x340
			1,8	1,2	2,4

Dehydrators



Model	Power, kW		HKN-DHD6	HKN-DHD10	HKN-DHD12M	HKN-DHD16M
Voltage, V	Grids	Grid size,	0,36	1	1	1
mm	Temperature, °C		230	230	230	230
Timer, hours	External		6	10	12	16
dimensions, mm	Net		285x200	390x390	385x283	490x370
weight, kg			30-90	30-70	30-90	30-90
			24	15	24	24
			300x360x390	420x580x400	464x402x440	520x510x670
			5,6	16	11,5	21,4

Pizza Ovens



Model	Chambers	Power, kW	Voltage, V	Temperature, °C	Chamber dimensions, mm	External dimensions, mm	Net weight, kg
HKN-MD1	1	2,30	230	50...350	415x400x120	560x485x265	24
HKN-MD11	2	3	230	50...350	415x400x120	560x485x430	33



Model	Chambers	Power, kW	Voltage, V	Temperature, °C	Grid dimensions, mm	External dimensions, mm	Net weight, kg
HKN-MD05	1	1,13	230	60...300	360x340	485x355x195	8,2
HKN-MD0505	2	2,26	230	60...300	360x340	485x355x340	15



Model	Chambers	Power, kW	Voltage, V	Temperature, °C	Chamber dimensions, mm	External dimensions, mm	Net weight, kg
HKN-HEP1	1	100...450	230	100...450	48	890x845x460	48
HKN-HEP2	2	8,4	230	100...450	610x610x140	890x845x750	90

Provers



Model	HKN-XLT15M	HKN-XLT15MWS	HKN-XLT25M	HKN-XLT25MWS
Trays load	5	5	10 (2x5)	10 (2x5)
Supported trays	600x400	600x400	600x400	600x400
Chamber dimensions, mm	485x770x650	485x770x650	720x1190x650	720x1190x650
Temperature, °C	30...85	30...85	30...85	30...85
Water connection	-	+	-	+
Voltage, V	230	230	230	230
Power, kW	2,6	2,6	2,8	2,8
External dimensions, mm	570x880x920	570x880x920	1220x815x940	1220x815x940
Net weight, kg	21	22	45	46



Retarder

Model	HKN-XLT193	HKN-XLT193M	HKN-XLT196M	HKN-KAF1B
Trays load	13	13	16	16
Supported trays	600x400	600x400	600x400	600x400
Grid spacing, mm	94	94	94	80
Temperature, °C	30...85	30...85	30...85	2...50
Water connection	-	-	-	+
Voltage, V	230	230	230	230
Power, kW	2,1	2,6	2,6	1,5
External dimensions, mm	500x700x1560	500x700x1560	500x700x1840	600x960x2050
Net weight, kg	42	42	50	133

FAST FOOD EQUIPMENT

Induction Cookers
Toasters
Electric Griddles
Contact Grills
Salamanders
Roller Grills
Hot Dog Machines
Crepe Makers
Electric Fryers
Waffle Makers
Popcorn Machines
Candy Floss Machines
Rotisseries
Doner Kebab Grills
Kebab Slicers
Smokers
Flaming Burners
Rice Cookers
Pasta Cookers
Food Warmers
Heated Displays
Boilers

Induction Cookers



Model	HKN-ICF18T	HKN-ICF35M	HKN-ICF35T
Power, kW	2	3,5	3,5
Voltage, V	230	230	230
Control panel	touch sensitive	digital	touch sensitive
External dimensions, mm	290x370x35	326x415x110	340x423x130
Net weight, kg	2	4,6	5,5



Model	HKN-ICF35D	HKN-ICF50D	HKN-ICF70D
Power, kW	3,5	5	2x3,5
Voltage, V	230	230	230
Control panel	digital with joystic	joystic	digital with joystic
External dimensions, mm	328x396x110	410x500x200	660x396x110
Net weight, kg	4	8	9,9



Model	HKN-ICF70D2V	HKN-ICF35DX47
Power, kW	2x3,5	4x3,5
Voltage, V	230	230
Control panel	digital with joystic	digital with joystic
External dimensions, mm	330x810x110	700x830x150
Net weight, kg	9,9	19,35

Induction Wok Cookers



Model	HKN-ICW35M WOK	HKN-ICW50D WOK
Power, kW	3,5	5
Voltage, V	230	230
Control panel	digital	joystic
External dimensions, mm	350x450x200	410x500x200
Net weight, kg	5,7	8

Toasters



Model	Power, kW	Voltage, V	Production capacity, pcs/h	External dimensions, mm	Net weight, kg
HKN-LONG VV			1,7 230 300	362x502x330	9,6
HKN-TOSTI18			1,3	230	150-180
HKN-TOSTI36			1,7 230 360	340x531x336	10,25
					288x418x502
					12,5



Model	Power, kW	Heating elements	External dimensions, mm	Net weight, kg
HKN-TOP3	2	230	460x270x300	7,8
HKN-TOP6	4,5	230	460x270x420	10,6



Model	Power, kW	Capacity, pcs	External dimensions, mm	Net weight, kg
HKN-TPT4	2,24	230	330x220x215	4,5
HKN-TPT6	3,2	230	420x220x215	6

Electric Griddles



Model	Power, kW	Temperature, °C	Hotplate dimensions, mm	External dimensions, mm	Net weight, kg
HKN-PSL550	3	230	50...300	550x430x235	15,8
HKN-PSR550	3	230	50...300	550x430x235	15,8
HKN-PSL730	4,4	230	50...300	730x470x235	24,6
HKN-PSLR730	4,4	230	50...300	730x470x235	24,6
					smooth
					ribbed
					smooth
					1/3 ribbed 2/3 smooth

Contact Grills



Model	HKN-PE22FT	HKN-PE22L 1,8	HKN-PE22R
Power, kW	1,8 230	230	1,8 230
Voltage, V	smooth	top ribbed, bottom smooth	ribbed
Hotplate	215x215	215x215	215x215
Top surface size, mm	220x230	220x230	220x230
Bottom surface size, mm	300x300x200	300x300x200	300x300x200
External dimensions, mm	14,2	14,2	14,2
Net weight, kg			




Model	HKN-PE34R	HKN-PE44MT	HKN-PE44R
Power, kW	2,2 230	3,6	3,6
Voltage, V	ribbed	230	230
Hotplate	340x220	1/2 ribbed 1/2 smooth	ribbed
Top surface size, mm	340x230	215x215x2	215x215x2
Bottom surface size, mm	430x370x210	475x230	475x230
External dimensions, mm	19	570x370x210	570x370x210
Net weight, kg		21,3	27,2

Salamanders



Model	HKN-SAL450MBM	HKN-SAL600MBM	HKN-SLE570	HKN-SLE580
Power, kW	2,8	4	2 230 1	2,2 230 1
Voltage, V	230	230	50...300	50...300
Heat zones	1	2	460x270x170	420x350x280
Temperature, °C	50...300	50...300	570x340x250	580x420x380
Chamber dimensions, mm	-	-	11,5	13
External dimensions, mm	450x480x520	600x480x530		
Net weight, kg	26,3	38,5		

Waffle Makers



Model	HKN-GES1M	HKN-GES4M	HKN-GES5HK	HKN-GES7	HKN-GES8
Power, kW	1,2	1,2	1,4	1,8	1,2
Voltage, V	230	230	230	230	230
Waffle type	Triangle	Round	Hong Kong style	Lolly	Heart
External dimensions, mm	250x360x270	250x360x270	225x420x290	310x365x230	250x380x270
Net weight, kg	5,4	6,4	5,3	10,6	6,2



Model	HKN-GES2M	HKN-GED2M	HKN-GES2L	HKN-GES14	HKN-GES230
Power, kW	1,6	3,2	1,8	1,6	1,4
Voltage, V	230	230	230	230	230
Waffle type	Belgian	Belgian	Belgian	Sandwich	Nut
External dimensions, mm	300x380x250	630x380x250	305x382x233	380x350x245	350x305x195
Net weight, kg	7,9	20,5	8,9	9,65	7,3

Donut Waffle Makers



Model	HKN-GES6D	HKN-GES12D
Power, kW	1,5	1,5 230 12 50
Voltage, V	230	335x270x245
Donuts	6	8
Donut diameter, mm	80	
External dimensions, mm	335x270x245	
Net weight, kg	8	

Dispensers for Batter



Model	HKN-DD01
Capacity, l	1
External dimensions, mm	260x135x270
Net weight, kg	0,49

Crêpe Makers



Model	Power, kW	HKN-CSE400	HKN-CDE400	HKN-CSE400C
Voltage, V	Hotplates	3	6	3
Hotplate diameter, mm		230	230	230
External dimensions, mm		1	2	1
Net weight, kg		400	400	400
		490x450x230	880x450x230	400x400x200
		12,8	21,6	11,2

Hot Dog Machines



Model	Power, kW	HKN-Y00	HKN-Y02	HKN-Y03
Voltage, V	Bun spikes	0,45	0,62	0,7
External dimensions, mm		230	230	230
Net weight, kg		-	2	3
		260x310x410	430x310x410	480x310x410
		6,6	7,7	9



Model	Power, kW	HKN-Y04	HKN-Y06
Voltage, V	Bun spikes	0,78	0,95
External dimensions, mm		230	230
Net weight, kg		4	6
		480x310x410	635x310x410
		9,3	10,9

Corn Crispy Makers



Model	Power, kW	HKN-HCP5	HKN-HCP6
Voltage, V	Capacity, pcs	1,55	1,55
External dimensions, mm		230	230
Net weight, kg		5	6
		360x330x245	360x330x245
		7,5	8,5

Roller Grill

Model	Power, kW	HKN-GW5M	HKN-GW7M	HKN-GW9M	HKN-GW11M
Voltage, V	Rolls External	0,75	1,05	1,35	1,65
dimensions, mm	Net	230	230	230	230
weight, kg		5	7	9	11
		580x255x180	580x330x180	580x410x180	580x480x180
		8,5	9	13	16



Model	Power, kW	HKN-GW5MC	HKN-GW7MC	HKN-GW9MC
Voltage, V	Rolls External	0,75	1,05	1,35
dimensions, mm	Net	230	230	230
weight, kg		5	7	9
		580x270x180(400)	580x350x180(400)	580x420x180(400)
		9	12,3	14,6



Model	HKN-GW5M-GC	HKN-GW7M-GC
External dimensions, mm	580x257x220	580x332x220

Doughnut Fryers

Model	HKN-EF16	HKN-EF26
Power, kW	3,9	7,8
Voltage, V	230	230
Capacity, l	29,4	38,2
Temperature, °C	50...190	50...190
External dimensions, mm	730(1000)x540x265	930(1460)x540x265
Net weight, kg	10,9	16,3

Electric Fryers



Model	HKN-FT4N	HKN-FT44N	HKN-FD4N	HKN-FD44N
Power, kW	2,5	5 230 4+4	2	4 230 4+4
Voltage, V	230	60...190	230	60...200
Capacity, l	4	480x385x310	4	490x380x320
Temperature, °C	60...190	10,2	60...200	9,2
External dimensions, mm	265x385x310		270x380x305	
Net weight, kg	5,4		5	



Model	HKN-FT6N	HKN-FT66N	HKN-FR6L	HKN-FR66L 5
Power, kW	2,5	5 230 6+6	2,5	230 6+6
Voltage, V	230	60...190	230	60...200
Capacity, l	6	530x460x325	6	570x450x310
Temperature, °C	60...190	8	60...200	8,6
External dimensions, mm	260x460x325		285x450x310	
Net weight, kg	4		4,6	



Model	HKN-FT8N	HKN-FT88N	HKN-FD8N	HKN-FD88N
Power, kW	3,25	6,5 230 8+8	3,25	6,5 230 8+8
Voltage, V	230	60...190	230	60...200
Capacity, l	8	605x465x380	8	538x415x345
Temperature, °C	60...190	14,6	60...200	11
External dimensions, mm	315x465x380		324x410x345	
Net weight, kg	8		6,2	



Model	HKN-FT10N	HKN-FT1010N	HKN-FT12N	HKN-FT1212N
Power, kW	4	8	3,25	6,5
Voltage, V	230	230	230	230
Capacity, l	10	10+10	12	12+12
Temperature, °C	50...190	50...190	50...190	50...190
External dimensions, mm	280x460x325	570x460x325	290x485x450	580x485x450
Net weight, kg	7,5	11	9,8	17,6

Popcorn Machines



Model	HKN-PCORN	HKN-PCORN2	HKN-PCORN-T
Power, kW	1,3	1,3	1,3
Voltage, V	230	230	230
Production capacity, bowl/min	1/2	1/2	1/2
External dimensions, mm	510x380x680	560x420x760	940x450x1540
Net weight, kg	14,35	16	30

Candy Floss Machines



Model	HKN-C1	HKN-C2 pink	HKN-C3	HKN-C2-T
Body color	orange 520	520 2,8 0,9	orange 730	pink 520 2,8
Diameter, mm	2,8 0,9 230	230	2,8 0,9 230	0,9 230
Production capacity, kg/h	520x520x500	520x520x500	730x730x500	945x520x890
Power, kW	14	14	15	19,5
Voltage, V				
External dimensions, mm				
Net weight, kg				

Candy Floss Machines Cover



Model	HKN-PC530C	HKN-PC730C
Diameter, mm	520	730
Supported models	HKN-C1/C2/C2-T HKN-C3	

Sticks for Candy Floss



Model	HKN-STICK
Dimensions, mm	3x3x300
Quantity	90...100

Rotisseries



Model	Power, kW	HKN-OGE12	HKN-OGE16
Voltage, V Capacity, pcs		4,5	6
External dimensions, mm		230	230
Net weight, kg		12	16
		810x630x610	1027x660x805
		52,5	61

Doner Kebab Grills



Model	Power, kW	HKN-GRM20	HKN-GRM30	HKN-GR30
Voltage, V Heat zones		4	6	8,1
Spit length, mm Rotation speed, rpm	External	230	230	400
External dimensions, mm	Net	40	60	65
weight, kg		manual	manual	2,5
		450x600x582	450x600x762	534x607x960
		16,5	18	31

Kebab Slicers



Model	Power, kW	HKN-ODKM
Voltage, V External dimensions, mm		0,08
Net weight, kg		230
		190x110x165
		1,6

Smokers



Model	HKN-SMG
External dimensions, mm	90x55x110

Flaming Burners



Model	HKN-FLB
External dimensions, mm	122x50x154

Rice Cookers



⊕ Spoon

Model	HKN-SDR80	HKN-SDR100	HKN-SDR130	HKN-SDR230
Power, kW	1,3	1,6	2	3
Voltage, V	230	230	230	230
Capacity, l	8	10	13	23
Maximum load (raw rice), kg	2,5	3	3,5	5
External dimensions, mm	378x378x240	410x410x290	440x440x315	485x485x320
Net weight, kg	3,65	4,65	5,1	8,2



⊕ Spoon and measure cup

⊕ Spoon and measure cup

Model	HKN-SR180	HKN-SR270	HKN-SR42	HKN-SR56M
Power, kW	1,95	2,85	1,6	1,9
Voltage, V	230	230	230	230
Raw rice capacity, l	6	9	4,2	5,6
External dimensions, mm	445x445x418	545x545x455	420x420x360	460x460x375
Net weight, kg	10,4	15,4	7	8,1

Rice Warmers



Model	HKN-RT190L	HKN-RT210
Power, kW	- - 19	0,11
Voltage, V	400x400x325	230
Capacity, l	5	21
External dimensions, mm		420x420x465
Net weight, kg		6,9

Rice Cooker Bowl



Model	HKN-SR56M
-------	-----------

Pasta Cookers



⊕ Baskets included ⊕ Baskets included

Model	HKN-EKT40	HKN-EKT60
Power, kW	4	6
Voltage, V	230	230
Capacity, l	2x8	3x8
Temperature, °C	50-110	50-110
External dimensions, mm	420x470x280	590x555x280
Net weight, kg	8,5	13,5

Spare Basket



Model HKN-EKT40/60

Dim Sum Steamers



Model	HKN-DS1
Power, kW	12
Voltage, V	400
Baskets included	5
Basket diameter, mm	560
External dimensions, mm	650x650x750(1590)
Net weight, kg	22,5

Food Warmers



⊕ GN1/1-20

Model	HKN-RH1	HKN-RH2	HKN-RH3
Power, kW	0,7	1	0,65
Voltage, V	External		
dimensions, mm	230	230	230
weight, kg	330x560x470	340x605x545	800x710x665
	7,4	7	28

Heated Displays



For pizza

Model	Power, kW	HKN-WD1	HKN-WD2	HKN-WD3M	HKN-D32
Voltage, V	Temperature, °C	0,85	0,84	1,84	0,65
External dimensions, mm	Net weight, kg	230	230	230	230
		25...85	30...90	50...110	25...85
		350x425x500	660x466x610	655x437x610	490x490x810
		11	18	32,2	15



Model	Power, kW	HKN-WD10B	HKN-WD20B	HKN-WD30B
Voltage, V	Temperature, °C	0,62	0,62	1,2
Water Tank External dimensions, mm	Net weight, kg	230	230	230
		30...110	30...110	30...110
		-	*	*
		520x410x520	660x450x610	970x430x620
		16,5	19,3	35

Boilers



Model	HKN-HVC10	HKN-HVC20	HKN-HVC35
Power, kW	2	2	2,5
Voltage, V	230	230	230
Capacity, l	10	20	34
Production capacity, l/min	10/31	20/48	35/60
Water supply	manual	manual	manual
Taps	1	1	1
External dimensions, mm	240x240x450	290x290x460	385x385x485
Net weight, kg	3,9	4,7	5,2

Boilers



Model	HKN-HVN10	HKN-HVN20	HKN-HVN30	HKN-HVN40
Power, kW	2	2,5	3	3
Voltage, V	230	230	230	230
Capacity, l	7,6	17,3	22	31
Production capacity, l/min	7,6/31	17,3/48	22/52	31/80
Water supply	manual	manual	manual	manual
Temperature, °C	30...110	30...110	30...110	30...110
External dimensions, mm	330x310x420	370x350x550	460x440x440	460x440x550
Net weight, kg	2,8	3,6	4,2	4,6



Model	HKN-HVZ22 BLACK	HKN-HVZ25M BLACK	HKN-HVZ25MD	HKN-HVZ50MD
Power, kW	2,5	2,5	2	3 230 20 50
Voltage, V	230	230	230	mains 2
Capacity, l	5	8	8	220x270x650
Production capacity, l/hour	22	25	25	
Water supply	mains	mains	mains	
Taps	1	1	2	
External dimensions, mm	190x360x420	190x240x500	220x270x510	



Model	HKN-HVZ35M BLACK	HKN-HVZ60 BLACK	HKN-HVZ80MDHC	HKN-HVZ90 BLACK
Power, kW	2,5 230 12 35	3 230 20 60	6 400 40 80 mains	3 230 30 90 mains 1
Voltage, V	mains 1	mains 1	2 430x260x720	190x340x740
Capacity, l	190x240x580	190x280x690		
Production capacity, l/hour				
Water supply				
Taps				
External dimensions, mm				

REFRIGERATION EQUIPMENT

Refrigerated and Freezer Cabinets
Refrigerated and Freezer Counters
Saladettes
Refrigerated Topping Showcases
Blast Chillers and Shock Freezers
Chest Freezers
Ice-Cream Freezers
Refrigerated Display Cases
Wine Coolers

Refrigerated and Freezer Cabinets



Model	HKN-GX650TN	HKN-GX650BT	HKN-GX1410TN	HKN-GX1410BT
Capacity, l	650	650	1300	1300
Temperature, °C	-2 ... +8	-18 ... -22	-2 ... +8	-18 ... -22
Cooling system	dynamic	dynamic	dynamic	dynamic
Refrigerant	R290	R290	R290	R290
Voltage, V	230/50	230/50	230/50	230/50
Power, W/h	220	480	400	770
External dimensions, mm	740x830x2010	740x830x2010	1480x830x2010	1480x830x2010

Refrigerated and Freezer Counters



Model	HKN-GN2TN	HKN-GN3TN	HKN-GNL3TN
Capacity, l	282	417	368
Temperature, °C	-2 ... +8	-2 ... +8	+2 ... +8
Cooling system	dynamic	dynamic	static with fan
GN supported	GN 1/1	GN 1/1	GN 1/1
Refrigerant	R290	R290	R290
Voltage, V	230/50	230/50	230/50
Power, W/h	220	230	240
External dimensions, mm	1360x700x850	1795x700x850	1365x700x876



Model	HKN-GN3TN-222	HKN-GN4TN
Capacity, l	417	553
Temperature, °C	-2 ... +8	-2 ... +8
Cooling system	dynamic	dynamic
GN supported	GN 1/1	GN 1/1
Refrigerant	R290	R290
Voltage, V	230/50	230/50
Power, W/h	230	350
External dimensions, mm	1795x700x850	2230x700x650

Refrigerated and Freezer Counters



Model	HKN-GN2BT	HKN-GN3BT
Capacity, l	282	417
Temperature, °C	-18 ... -22	-18 ... -22
Cooling system	dynamic	dynamic
GN supported	GN 1/1	GN 1/1
Refrigerant	R290	R290
Voltage, V	230/50	230/50
Power, W/h	520	560
External dimensions, mm	1360x700x850	1795x700x850

Saladettes



Model	HKN-PZLG2	HKN-PZLG3	HKN-PZLGV2	HKN-PZLGV3
Capacity, l	240	402	240	402
Temperature, °C	+2 ... +8	+2 ... +8	+2 ... +8	+2 ... +8
Cooling system	static with fan	static with fan	static with fan	static with fan
Glass cover	-	-	*	*
Countertop GN capacity	5xGN1/6	8xGN1/6	5xGN1/6	8xGN1/6
GN supported	GN 1/1	GN 1/1	GN 1/1	GN 1/1
Refrigerant	R600a	R290	R600a	R290
Climate Class	SN - T	SN - T	SN - T	SN - T
Voltage, V	230/50	230/50	230/50	230/50
Power, W/h	170	240	170	240
External dimensions, mm	900x700x1075	1365x700x1075	900x700x1075	1365x700x1075



Model	HKN-GNL2TN-22	HKN-GNL3TN-222	HKN-PZG3-116 ROCK
Capacity, l	240	368	580
Temperature, °C	+2 ... +8	+2 ... +8	-2 ... +8
Cooling system	static with fan	static with fan	dynamic
GN supported	GN 1/1	GN 1/1	600x400
Refrigerant	R600a	R290	R290
Voltage, V	230/50	230/50	230/50
Power, W/h	170	240	320
External dimensions, mm	900x700x850	1365x700x876	2020x800x1000

Refrigerated Topping Showcases



Model	HKN-VRX1200/330	HKN-VRX1200/380
Power, kW	0,11	0,11
Voltage, V	230	230
Temperature, °C	+2...+8	+2...+8
Cooling system	static	static
Capacity	5xGN1/4	4xGN1/3
Refrigerant	R600a	R600a
External dimensions, mm	1200x335x435	1200x395x435

Model	HKN-VRX1500/330	HKN-VRX1500/380	HKN-VRX2000/380
Power, kW	0,11	0,11	0,11
Voltage, V	230	230	230
Temperature, °C	+2...+8	+2...+8	+2...+8
Cooling system	static	static	static
Capacity	7xGN1/4	6xGN1/3	9xGN1/3
Refrigerant	R600a	R600a	R600a
External dimensions, mm	1500x335x435	1500x395x435	2000x395x435

Blast Chillers and Shock Freezers



Model	HKN-BCF5M	HKN-BCF10M	HKN-BCF14M
Power, kW	0,75 230 20	0,98 230 40 28	1,2 230 60 38
Voltage, V	15 dynamic +	dynamic + 10	dynamic + 14
+70 °C to +3 °C, 90 min, kg	5 +	+	+
+70 °C to -18 °C, 240 min, kg	800x800x930	800x800x1515	800x800x1763
Cooling system	108	160	190
Core probe			
GN1/1-40 or 400x600 capacity			
Auto defrost			
External dimensions, mm			
Net weight, kg			

Refrigerators



Model	HKN-BC46	HKN-BC60	HKN-BC145
Power, kW	0,08 230	0,08	0,11
Voltage, V	0...+10 46 39	230	230
Temperature, °C	R600a	0...+10	0...+10
Capacity, l	485x435x525	58	105
Noise level, dB	16	39	39
Refrigerant		R600a	R600a
External dimensions, mm		480x520x525	480x520x840
Net weight, kg		18,5	26

Backbar Refrigerators



Sliding doors

Sliding doors

Model	HKN-DB125H	HKN-DB205S	HKN-DB335S
Power, kW	0,16	0,25	0,32
Voltage, V	230	230	230
Temperature, °C	+2...+10	+2...+10	+2...+10
Capacity, l	113	185	300
Noise level, dB	45	50	50
Refrigerant	R600a	R600a	R600a
External dimensions, mm	555x520x865	865x520x865	1350x520x865
Net weight, kg	32	47	69

Minibar Refrigerators



Thermoelectric cooler

Model	HKN-BCH40	HKN-BCL50
Power, kW	0,07	0,07
Voltage, V	230	230
Temperature, °C	+5...+15	0...+15
Capacity, l	40	50
External dimensions, mm	405x443x545	478x443x514
Net weight, kg	13,2	14,2

Showcase Freezers



Model	HKN-UF100G	HKN-UF50G
Power, kW	0,19 230	0,15 230
Voltage, V	-15...-22 88	-15...-22 42
Temperature, °C	50 R290	50 R290
Capacity, l	595x520x675	570x500x510
Noise level, dB	37	30
Refrigerant		
External dimensions, mm		
Net weight, kg		



Model	HKN-WNC25T	HKN-WNC35T
Power, kW	0,065 230	0,065
Voltage, V	+8...+18 8 1	230
Temperature, °C	252x500x453	+10...+18
Capacity, bottles	9,5	12
Temperature zones		1
External dimensions, mm		252x500x638
Net weight, kg		12



Wooden shelves

Model	HKN-WNC50T	HKN-WNC69TD	HKN-WNC128CW
Power, kW	0,065	0,13	0,08
Voltage, V	230	230	230
Temperature, °C	+12...+18	+8...+18 / +12...+18	+5...+18
Capacity, bottles	18	24	51
Temperature zones	1	2	1
External dimensions, mm	345x520x645	430x520x740	495x565x848
Net weight, kg	14,5	19,5	34



Wooden shelves

Model	HKN-WNC160CD	HKN-WNC160CDW
Power, kW	0,08	0,08
Voltage, V	230	230
Temperature, °C	+5...+18	+5...+18
Capacity, bottles	55	55
Temperature zones	2	2
External dimensions, mm	510x480x1262	510x480x1262
Net weight, kg	43,5	43,5

Ice-Cream Teppans



Model	Power, kW	HKN-FIC10	HKN-FIC50
Voltage, V	Surface, mm	1,3	2,2
External dimensions, mm		230	230
Net weight, kg		Ø 330	Ø 500
		580x470x660	650x650x880
		30	51



Model	Power, kW	HKN-FIC50S	HKN-FIC50SXL
Voltage, V	Surface, mm	2,2	2,4
External dimensions, mm		230	230
Net weight, kg		500x500	500x500
		650x650x880	1060x750x900
		57	85,5

Refrigerated Display Cases For Ice-Cream



Model	Temperature, °C	HKN-ICS67
Capacity, l	Refrigerant	-18...-25
Gastronorms	Voltage, V	67
Power, kW	External	R600a
dimensions, mm	Net	4 x 335x140x115
weight, kg		230
		0,16
		805x666x358
		30

Refrigerated Display Cases



Model	Temperature, °C	HKN-LPD100B	HKN-UPD105R
Capacity, l	Refrigerant	+2...+8	+2...+8
Shelves	Voltage, V	100	105
Power, kW	External	R600a	R600a
dimensions, mm	Net	2	3
weight, kg		230	230
		0,22	0,23
		682x450x675	480x480x1030
		39	50



Model	Temperature, °C	HKN-LPD120S	HKN-LPD160S
Capacity, l	Refrigerant	+2...+8	+2...+8
Shelves	Voltage, V	120	160
Power, kW	External	R600a	R600a
dimensions, mm	Net	2	2
weight, kg		230	230
		0,24	0,24
		710x568x686	888x568x686
		57	66



Model	Temperature, °C	HKN-UPD68B	HKN-UPD78B	HKN-UPD98B
Capacity, l	Refrigerant	+2...+8	+2...+8	+2...+8
Shelves	Voltage, V	68	78	98
Power, kW	External	R600a	R600a	R600a
dimensions, mm	Net	3	3	3
weight, kg		230	230	230
		0,2	0,2	0,2
		447x400x894	447x400x969	447x400x1119
		33	35	39

SERVERY EQUIPMENT

Soup Kettles

Drink Dispensers

Bain-Maries

Infrared Heat Lamps

Glass Dispensers

Plate Warmer Carts

Chocolate Heaters

Chaffing Dishes

Drink Dispensers



Model	HKN-DB81	HKN-DB82	HKN-DB83
Capacity, l	1x8	2x8	3x8
External dimensions, mm	260x350x580	540x350x580	820x350x580
Net weight, kg	2,6	5,4	7,7



Model	HKN-DELICE5	HKN-DELICE10
Power, kW	0,44	0,44
Voltage, V	230	230
Capacity, l	5	10
External dimensions, mm	400x320x470	400x320x570
Net weight, kg	7	8,3

Soup Kettles



Model	HKN-FWP	HKN-FWP2	HKN-SB57
Power, kW	0,4	0,4	0,3
Voltage, V	230	230	230
Capacity, l	10	10	5,7
External dimensions, mm	340x340x370	340x340x360	270x270x370
Net weight, kg	4,6	4,6	3

Bain-Maries

Drain tap

Model	HKN-BM3
Power, kW	1,2
Voltage, V	230
Temperature, °C	30...90
Capacity, l	36
External dimensions, mm	590x350x280
Net weight, kg	9,7



Infrared Heat Lamps



⊕ Light bulb included

Model	HKN-DL775	HKN-DL800	HKN-DL825
Power, kW	0,25	0,25	0,25
Voltage, V	230	230	230
External dimensions, mm	190x190x600 (1500)	275x275x600 (1500)	175x175x600 (1500)
Net weight, kg	1,3	1,5	1,2

Chocolate Heaters



⊕ 2 GN1/6-100 with lid

⊕ 3 GN1/6-100 with lid

Model	HKN-CHM02	HKN-CHM03
Bowls	2	3
Temperature, °C	up to +110	up to +110
Power, kW	0,8	1,2
Voltage, V	230	230
External dimensions, mm	220x480x160	220x660x160
Net weight, kg	7	9

Chaffing Dishes



Model	HKN-CD61SLR	HKN-CD61SLRG	HKN-CD91CLR
Capacity, l	9	9	6
External dimensions, mm	635x425x440	635x425x440	475x470x450
Net weight, kg	8,2	8,2	6,2

Glass Dispensers



Model	HKN-WMF2M	HKN-WMF3M	HKN-WMF4M
Dispensing slots	2	3 180	4 240
Capacity, pcs	120	1 slot: 79...89	1 slot: 79...89
Glass diameter, mm	1 slot: 79...89 2 slot: 70...79	2 slot: 79...89 3 slot: 70...79	2 slot: 79...89 3 slot: 70...79 4 slot: 70...79
External dimensions, mm	200x700x350	200x700x500	200x700x650
Net weight, kg	6,8	9,5	12,7

Infrared Heat Lamps / Chocolate Heaters /
Chaffing Dishes / Glass Dispensers /
Plate Warmer Carts

Plate Warmer Carts



Model	HKN-TSH1	HKN-TSH2
Power, kW	0,4	0,8
Voltage, V	230	230
Dispensers	1	2
Plate diameter, mm	245...300	245...300
External dimensions, mm	450x570x900	450x950x900
Net weight, kg	30	48



BAR & COFFEE EQUIPMENT

Coffee Machines
Coffee Grinders
Blenders
Citrus Juicers
Slow Juicers
Cold Drink Dispensers
Slush Machines
Milk Mixers
Ice Crushers
Ice Makers
Glass Polishing Machines
Glass Frosters

Coffee Machines



Model	HKN-ME709	HKN-ME715	HKN-ME717	HKN-CM2
Capacity, l	1,6	2	2	2x2 - - 1,25
Coffee beans capacity, g	200	300	300	230
Production capacity, cups/h	60...70	50...60	60...70	210x345x430
Power, kW	1,25	1,25	1,25	4,5
Voltage, V	230	230	230	
External dimensions, mm	400x320x365	280x438x368	410x338x355	
Net weight, kg	12,7	9,6	11	

Coffee Grinders



Model	HKN-M6 0,5	HKN-MC6 0,5
Coffee beans capacity, kg	0,2 230	0,2 230
Power, kW	230x140x430	230x140x430
Voltage, V	5	4,3
External dimensions, mm		
Net weight, kg		

Milk Mixers



Model	HKN-FR1GM	HKN-FR2GM
Cup capacity, l	1	2x1
Rotation speed, rpm	11 000	11 000
Power, kW	0,08	0,16
Voltage, V	230	230
External dimensions, mm	160x190x520	360x190x520
Net weight, kg	3,5	6,5

Blenders



Model	HKN-BLW2	HKN-BLW3 RED	HKN-HBH850
Jar capacity, l	2	2,5	2,7
Rotation speed, rpm	23000...26000	23000...26000	12000...28000
Timer, s	-	-	+ + 1,8 230
Pulse mode	+	+	200x220x500
Power, kW	1,2	1,3	7,3
Voltage, V	230	230	
External dimensions, mm	205x230x510	210x240x550	
Net weight, kg	3,4	3,8	



Model	HKN-HBH750	HKN-HBH830	HKN-HBH850 PRO
Jar capacity, l	6	3,9	2
Rotation speed, rpm	23000...26000	23000...2600	4000...38000
Timer, s	-	0 + + 1,6 230	30/60/90
Pulse mode	+	220x310x580	+
Power, kW	1,6	5,3	0,95
Voltage, V	230		230
External dimensions, mm	239x219x599		290x260x460
Net weight, kg	5,8		6,2

Slow Juicers



Model	HKN-CS600H	HKN-CS600L
Power, kW	0,3	0,3
Voltage, V	230	230
External dimensions, mm	150x250x500	150x250x500
Net weight, kg	6,4	6,4

Citrus Juicers



Manual

Model	HKN-SPM	HKN-CFV60	HKN-CFV90	HKN-CJ01
Rotation speed, rpm	1800	17000-20000	2800	-
Power, kW	0,18	0,7	0,37	-
Voltage, V	230	230	230	-
External dimensions, mm	340x230x365	310x230x450	345x320x380	290x185x420
Net weight, kg	4	4,3	12,4	6,5

Cold Drink Dispensers



Model	HKN-LSJ18Lx1	HKN-LSJ18Lx2	HKN-LSJ18Lx3
Capacity, l	1x18	2x18	3x18
Temperature, °C	+7...+12	+7...+12	+7...+12
Power, kW	0,2	0,3	0,35
Voltage, V	230	230	230
External dimensions, mm	345x445x700	460x445x700	710x445x700
Net weight, kg	20	28	39

Slush Machines



Model	HKN-MT1	HKN-MT2	HKN-MT3
Capacity, l	1x15	2x15	3x15
Temperature, °C	-2...-3	-2...-3	-2...-3
Power, kW	0,5	0,6	0,8
Voltage, V	230	230	230
External dimensions, mm	288x550x740	425x550x740	603x550x740
Net weight, kg	40	45	63

Ice Cube Makers



Model	HKN-IMC25	HKN-IMC30	HKN-IMC40
Water supply	manual / mains	manual / mains	manual / mains
Production capacity, kg/day	25	30 13 air 0,495	40 13 air 0,4
Ice bin capacity, kg	7	230	230
Cooling system	air	360x430x760	360x430x760
Power, kW	0,35	21	22
Voltage, V	230		
External dimensions, mm	350x430x640		
Net weight, kg	19		

Bullet Ice Makers



Model	Water supply	HKN-IMF10M	HKN-IMF15M	HKN-IMF18M
Production capacity, kg/day	manual	10	15	18
Ice bin capacity, kg	Cooling system	0,5	1	1
Power, kW	Voltage, V	air	air	air
External dimensions, mm	Net weight, kg	0,1	0,14	0,18
		230	230	230
		241x260x292	370x280x335	365x295x335
		7,2	9,5	10



Model	HKN-IMF25	HKN-IMF30	HKN-IMF50
Water supply	mains	mains	mains 50 14
Production capacity, kg/day	25	30	air 0,38 230
Ice bin capacity, kg	5	7	400x510x825
Cooling system	air	air	30,6
Power, kW	0,22	0,24	
Voltage, V	230	230	
External dimensions, mm	330x503x607	398x542x682	
Net weight, kg	26	27,6	

Granulated Ice Makers



Model	HKN-GB30
Water supply	mains 30 10
Production capacity, kg/day	air 0,28 230
Ice bin capacity, kg	330x503x605
Cooling system	28
Power, kW	
Voltage, V	
External dimensions, mm	
Net weight, kg	

Gourmet Ice Makers



Model	HKN-IMG40
Water supply	mains 40 13
Production capacity, kg/day	air 0,44 230
Ice bin capacity, kg	507x585x750
Cooling system	42
Power, kW	
Voltage, V	
External dimensions, mm	
Net weight, kg	

Ice Crushers



Model	HKN-TRGM	HKN-TR65
Production capacity, kg/h	12	65
Ice bin capacity, l	3	0,7
Rotation speed, rpm	1 000	2 000
Power, kW	0,08	0,3
Voltage, V	230	230
External dimensions, mm	240x170x370	425x200x305
Net weight, kg	3,66	5

Glass Polishing Machines



Model	HKN-GP1000	HKN-GP1500
Brushes, pcs	5	8
Production capacity, pcs/h	330	660
Power, kW	1,35	2,5
Voltage, V	230	230
External dimensions, mm	330x300x510	580x310x510
Net weight, kg	15	22,5

Glass Frosters



Model	HKN-GF1000
Power, kW	0,02
Voltage, V	230
External dimensions, mm	130x282x538
Net weight, kg	4,3

FOOD PROCESSING EQUIPMENT

Slicers Bone Saws
Meat Mincers
Tenderizers Meat
Mixers Burger
Presses Sausage
Fillers Bread Slicers
Dough Dividers
Dough Sheeters
Spiral Mixers
Planetary Mixers
Horizontal Mixers
Immersion Blenders
Potato Peelers
Spice Mills Cutters
Vegetable Cutters

Slicers



Model	HKN-HM220	HKN-HM250	HKN-HM300	HKN-GSP300 AUTO
Power, kW	0,12 230 220	0,15 230 250	0,25 230 300	0,85 230 300
Voltage, V	420x380x340	470x400x370	560x460x430	520x450x660 46
Blade diameter, mm	12,8	15,5	23,4	
External dimensions, mm				
Net weight, kg				

Bone Saws



Model	HKN-SE/2020	HKN-SE/1650	HKN-SE1650M
Power, kW	1,5	0,75	0,75
Voltage, V	400	230	230
Blade length, mm	2020	1650	1650
Max cut height, mm	280	220	270
Blade speed, m/s	-	-	15
Plate size, mm	480x600	400x435	445x465
External dimensions, mm	560x600x1525	530x515x955	470x480x850
Net weight, kg	116	36,3	35

Model	HKN-SE/2580 INOX	HKN-SE/3370 INOX
Power, kW	1,5	2,2
Voltage, V	230	230
Blade length, mm	2580	3370
Max cut height, mm	440	565
Blade speed, m/s	22	34
Plate size, mm	800x570	445x465
External dimensions, mm	820x770x1700	900x960x1935
Net weight, kg	130	178



**Meat
Mincers**



⊕ Funnel 20mm

Model	HKN-12S 0,75	HKN-12SCE	HKN-22S 1,1	HKN-22SP
Power, kW	230 200	0,85	230 220	0,85 230 250
Voltage, V	460x260x440	230	520x220x445	410x240x450
Production capacity, kg/h	aluminum	160	aluminum	painted steel
External dimensions, mm	stainless steel	380x215x410	stainless steel	stainless steel
Body	enterprise	stainless steel	unger 23,2	enterprise 27
Meat mincer part	20,4	chromed metal		
Cutting system		enterprise		
Net weight, kg		18		



**Spare
Funnels**



Model	HKN-12CR	HKN-12N 0,75
Power, kW	0,75 230 160	230 160
Voltage, V	390x225x415	390x225x415
Production capacity, kg/h	painted steel	aluminum
External dimensions, mm	chromed metal	stainless steel
Body	enterprise 25	enterprise 25
Meat mincer part		
Cutting system		
Net weight, kg		

Model	HKN-12CR	HKN-22SP
Supported models	HKN-12CR	HKN-22SP



Model	HKN-12SC 0,8	HKN-22SC 1,1	HKN-12SS	HKN-22SS 1,1
Power, kW	230 160	230 220	0,75 230 160	230 220
Voltage, V	400x190x410	410x240x450	390x190x410	410x240x450
Production capacity, kg/h	stainless steel	stainless steel	stainless steel	stainless steel
External dimensions, mm	chromed metal	chromed metal	stainless steel	stainless steel
Body	enterprise 18,6	enterprise 25	enterprise	enterprise
Meat mincer part			24,5	23,7
Cutting system				
Net weight, kg				

Tenderizers



Model	HKN-PK	HKN-PKT	HKN-PKM - -
Power, kW	0,35	0,45 230 120	manual
Voltage, V	230	430x170x420	386x320x440
Rotation speed, rpm	75	19	5,8
External dimensions, mm	480x250x480		
Net weight, kg	25		

Tenderizer Spare Rollers

Model	HKN-MSA	HKN-TDB
-------	---------	---------

Meat Mixers



Model	HKN-MM50A	HKN-MM70A	HKN-MM90A
Capacity, l	50 35 0,75 230	70 50 1,1 230	90 70 1,5 230
Maximum load, kg	720x510x1050	820x510x1050	860x510x1050
Power, kW	136	152	178
Voltage, V			
External dimensions, mm			
Net weight, kg			

Manual Sausage Fillers



⊕ Funnels included

Model	HKN-ISV2	HKN-ISV3	HKN-ISV5	HKN-ISV7
Capacity, l	2	3	5	7
External dimensions, mm	280x238x500	290x230x500	290x230x620	290x230x770
Net weight, kg	6	11	12	13



⊕ Funnels included

Model	HKN-ISV10	HKN-ISV15
Capacity, l	10	15
External dimensions, mm	360x250x650	360x250x780
Net weight, kg	20,25	22

Spare Funnels



Model	HKN-ISV
Diameter, cm	3,8/2,5/1,9/1,5



⊕ Funnels included

Model	HKN-ISH3	HKN-ISH5	HKN-ISH7
Capacity, l	3	5	7
External dimensions, mm	380x183x160	500x183x160	640x183x160
Net weight, kg	9	10,5	12

Manual Sausage Clippers

Model	HKN-MS1
External dimensions, mm	430x230x670
Net weight, kg	10,5



Sausage Fillers



⊕ Funnels included

Model	Power, kW	HKN-ISE10	HKN-ISE15	HKN-ISE30
Voltage, V	Capacity, l	0,12	0,12	0,25
External dimensions, mm		230	230	230
Net weight, kg		10	15	30
		415x315x700	415x315x810	475x345x1052
		32,5	34,5	54

⊕ Funnels included

Model	Power, kW	HKN-ISA15	HKN-ISA26 1,1	HKN-ISA35 1,1
Voltage, V	Capacity, l	0,75	230 26	230 35
External dimensions, mm		230	485x640x1240	560x735x1240
Net weight, kg	Production capacity, kg/h	15	140 400	180 600
		400x600x1240		
		120		
		300		



Burger Presses



⊕ Paper disks included

Model	HKN-F10	HKN-F13	HKN-F15
Cylinder diameter, mm	100	130	150
External dimensions, mm	235x230x275	235x230x275	245x210x280
Net weight, kg	5	5,2	6,3

Spare Paper Disks



Model	HKN-P100	HKN-P130	HKN-P150
Quantity, pcs	100 100	100 130	100 150
Diameter, mm			

Bread Slicers



⊕ Pusher included

Model	HKN-PICO12	HKN-PICO12M	HKN-PICO12M2
Power, kW	0,25 230 380	0,37 230 375	0,37
Voltage, V	180 12	240 12	230
Maximum loaf length, mm	650x660x760	745x510x710	375
Production capacity, loaves/h	64	62	240
Slice thickness, mm			12
External dimensions, mm			745x510x710
Net weight, kg			62

Dough Dividers



Model	HKN-SPA36
Power, kW	0,75
Voltage, V	230
Dough piece weight, g	30-180
Number of portions	36
Loading capacity, kg	1,08-6,48
External dimensions, mm	520x410x1300
Net weight, kg	165

Dough Sheeters



Model	HKN-DSH300	HKN-DSH350	HKN-DSH500
Power, kW	1,5	1,5	2,2
Voltage, V	230	230	400
Dough thickness, mm	0...25	0...25	0...25
Hopper width, mm	300	350	500
Rotation speed, rpm	75	75	75
External dimensions, mm	690x530x1070	690x580x1070	690x730x1070
Net weight, kg	113	119	139

Spiral Mixers



Removable bowl

Model	HKN-10CN	HKN-20CN	HKN-20CN2V	HKN-30CN 1 2
Speed settings	1	1	2	230 30 12 18
Power, kW	1,1	1,5	0,85	156
Voltage, V	230	230	400	520x865x1050
Capacity, l	10	20	20	151
Maximum load, kg	5	8	8	
Bowl rotation speed, rpm	18	18	12/18	
Utensil rotation speed, rpm	156	156	100/156	
External dimensions, mm	460x700x880	500x760x980	500x760x980	
Net weight, kg	108	125	136	

Model	HKN-30CN2V	HKN-40CN 1	HKN-40CN2V
Speed settings	2 1,8 400 30	2,2 230 40 15	2 2,2 400 40
Power, kW	12 12/18	18 156	15 12/18
Voltage, V	100/156	520x930x1050	100/156
Capacity, l	520x865x1050	175	520x930x1050
Maximum load, kg	151		175
Bowl rotation speed, rpm			
Utensil rotation speed, rpm			
External dimensions, mm			
Net weight, kg			

Spiral Mixer Bowls



Model	HKN-10CN-BOWL	HKN-20CN-BOWL	HKN-30CN-BOWL	HKN-40CN-BOWL
Supported models	HKN-10CN	HKN-20CN / HKN-20CN2V	HKN-30CN / HKN-30CN2V	HKN-40CN / HKN-40CN2V
Capacity, l	10	20	30	40
External dimensions, mm	320x320x213	383x383x245	438x438x309	480x480x310

Spiral Mixers



Fixed bowl

Model	HKN-20SN	HKN-20SN2V	HKN-30SN	HKN-30SN2V
Speed settings	1	2	1	2 1,5 400 30
Power, kW	1,1	1,1	1,5	12/18 20/10
Voltage, V	230	230	230	125/250
Capacity, l	20	20	30	445×730×860
Maximum flour/dough load, kg	8/12	8/12	12/18	107
Bowl rotation speed, rpm	20	20/10	20	
Utensil rotation speed, rpm	207	110/180	207	
External dimensions, mm	410x675x850	410x675x850	445×730×860	
Net weight, kg	95	100	102	

Model	HKN-40SN	HKN-40SN2V	HKN-50SN	HKN-50SN2V
Speed settings	1	2 2,4 400 40	1	2 2,4 400 50
Power, kW	2,2	16/24 24/12	2,2	20/30 30/15
Voltage, V	230	125/250	230	120/240
Capacity, l	40	490x790x1035	50	526×876×1120
Maximum flour/dough load, kg	16/24	136	20/30	141
Bowl rotation speed, rpm	24		30	
Utensil rotation speed, rpm	250		240	
External dimensions, mm	490x790x1050		526×876×1120	
Net weight, kg	131		136	



Model	HKN-8SN	HKN-10SN	HKN-80SN2V 2
Speed settings	1	1	2,4 400 80
Power, kW	0,45	0,65	30/45 30/15
Voltage, V	230	230	120/240
Capacity, l	8	10	650×1020×1135
Maximum flour/dough load, kg	3/4,5	4/6	304
Bowl rotation speed, rpm	21	15	
Utensil rotation speed, rpm	159	106	
External dimensions, mm	302x495x385	315x600x630	
Net weight, kg	36	58	

Spiral Mixers



Fixed bowl

Model	HKN-M20SN	HKN-M20SN2V	HKN-M30SN	HKN-M30SN2V
Speed settings	1	2	1 1,5 230 35	2 1,5 230 35 13
Power, kW	1,5	1,5	13 17 170	15/20 150/200
Voltage, V	230	230	435x750x900	435x750x900
Capacity, l	21	21	100	100
Maximum flour/dough load, kg	8/10	8/10		
Bowl rotation speed, rpm	17	15/20		
Utensil rotation speed, rpm	170	150/200		
External dimensions, mm	390x730x900	390x730x900		
Net weight, kg	90	90		

Model	HKN-M40SN 1	HKN-M40SN2V	HKN-M50SN 1	HKN-M50SN2V
Speed settings	3 230 40	2 3 230 40	3 230 54	2 3 230 54
Power, kW	16/24 17 170	16/24 15/20	20/30 17 170	20/30 15/20
Voltage, V	480x840x1000	150/200	520x880x1000	150/200
Capacity, l	155	480x840x1000	170	520x880x1000
Maximum flour/dough load, kg		155		170
Bowl rotation speed, rpm				
Utensil rotation speed, rpm				
External dimensions, mm				
Net weight, kg				



Model	HKN-E40SN2V
Speed settings	2 2,2 400 40
Power, kW	16/24 13/26
Voltage, V	130/260
Capacity, l	490x765x904
Maximum flour/dough load, kg	120
Bowl rotation speed, rpm	
Utensil rotation speed, rpm	
External dimensions, mm	
Net weight, kg	

Planetary Mixers



⊕ 3 utensils included

Model	HKN-IP10FM	HKN-IP15FM
Power, kW	0,37	0,37
Voltage, V	230	230
Capacity, l	9,8	13,1
Utensil rotation speed, rpm	90/160/300	90/160/300
Maximum load, kg	1	1,5
External dimensions, mm	444x360x650	444x360x650
Net weight, kg	53	58



Model	HKN-IP20FM	HKN-IP30FM	HKN-IP40FM	HKN-IP50FM	HKN-IP60FM
Power, kW	1,1	1,5	2	2	2,2
Voltage, V	230	230	400	400	400
Capacity, l	19	28	35	50	67,8
Utensil rotation speed, rpm	105/180/425	110/200/420	65/102/296	65/102/296	82/163/318
Maximum load, kg	3	3-6	4-9	5-10	6-12
External dimensions, mm	513x405x762	450x430x880	630x580x1050	780x680x1260	820x700x1260
Net weight, kg	76	80	142	186	221

Planetary Mixer Bowls



Model	HKN-	Capacity, l
IP10FM		10 15 20
HKN-IP15FM		30 40 50
HKN-IP20FM		60
HKN-IP30FM		
HKN-IP40FM		
HKN-IP50FM		
HKN-IP60FM		

Planetary Mixer Cart



Model	HKN-IP50FM-CART	HKN-IP60FM-CART
Supported models	HKN-IP50FM	HKN-IP60FM

Planetary Mixers



⊕ 3 utensils included



⊕ 3 utensils included

Model	HKN-IP10F	HKN-IP20F	HKN-IP30F2	HKN-IP40F
Power, kW	0,45	1,1	1,1	1,5
Voltage, V	230	230	230	400
Capacity, l	10	20	30	40
Utensil rotation speed, rpm	110/178/355	104/187/365	104/187/365	80/160/310
Maximum load, kg	2	5	6	6-8
External dimensions, mm	432x452x606	496x530x780	546x512x882	620x630x1011
Net weight, kg	53	80	77	125



⊕ 3 utensils included

Model	HKN-KS5	HKN-KS7	HKN-KS10
Power, kW	0,5	0,5	0,5
Voltage, V	230	230	230
Capacity, l	5	7	10
Utensil rotation speed, rpm	0...1000	0...1000	0...1000
External dimensions, mm	380x235x375	380x235x405	380x235x445
Net weight, kg	13	14,5	15



Horizontal Mixers



Model	HKN-15HN	HKN-25HN
Power, kW	1,1 230 33 15	1,5 230 50 25
Voltage, V	40	40
Capacity, l	720x540x725	820x605x735
Maximum load, kg	68	75
Rotation speed, rpm		
External dimensions, mm		
Net weight, kg		

Potato Peelers



Model	HKN-PPF10M	HKN-PPF15M	HKN-PPF15
Power, kW	0,55	0,75	0,75
Voltage, V	230	230	230
Capacity, kg	10	15	15
Production capacity, kg/h	100	150	300
External dimensions, mm	685x410x960	715x440x1030	600x440x1075
Net weight, kg	50	62	47

Immersion Blenders



Model	HKN-MP160	HKN-MPX160	HKN-MP160 COMBI	HKN-MPX160 COMBI
Power, kW	0,22	0,27	0,22	0,27
Voltage, V	230	230	230	230
Utensil rotation speed, rpm	2500...15000	6000...20000	160	185
Shaft length, mm	160	160	2,4	2,2
Whisk length, mm	-	-		
Net weight, kg	1,6	1,75		

Spice Mills



Model	HKN-SG100	HKN-SG200	HKN-SG400
Power, kW	0,65	1,2	1,8
Voltage, V	230	230	230
Capacity, g	100	200	400
Rotation speed, rpm	28	28	28
External dimensions, mm	165x140x335	178x162x360	198x192x362
Net weight, kg	2,6	3,6	5,6

Cutters



Model	Power, kW	HKN-CL6	HKN-CL9	HKN-CL12M	HKN-CL13M
Voltage, V	Rotation	1,8	1,8	1,5	2,2
speed, rpm	Capacity, l	230	230	230	230
External dimensions, mm		1100-2800	1100-2800	1000-2200	1400
Net weight, kg		6	9	12	13
		525x300x430	530x320x450	520x380x400	420x415x820
		18,8	19,9	22	55

Vegetable Cutters



Model	HKN-FNT
Power, kW	0,55
Voltage, V	230
Production capacity, kg/h	100...300
External dimensions, mm	240x448x500
Net weight, kg	21,4

Spare Discs



Model	Type	cube
HKN-DB10	10x10x10 mm	cube
HKN-DB8	8x8x8 mm	slice 2
HKN-P2	mm	slice 4 mm
HKN-P4	French Fry	8x8 mm
HKN-FB8	grater	3 mm grater
HKN-H3	4 mm	grater 5 mm
HKN-H4		
HKN-H7		

Tomato Cutters



Model	HKN-TC3
External dimensions, mm	450x150x180
Net weight, kg	3,4 4,8 13
Cut width, mm	
Blades	

PACKAGING EQUIPMENT

Vacuum Packaging
Sealers
Tray Sealers

Vacuum Packagin



Model	HKN-VAC260	HKN-VAC400
Power, kW		
Voltage, V		
Vacuum pump capacity, m ³ /h	0,37	0,9
Sealing beam size, mm	230	230
Chamber dimensions, mm	14,4	20
External dimensions, mm Net	260x5	390x10
weight, kg	285x389x50	400x420x65
	330x502x380	540x490x500
	37,2	62,5

Vacuum Packers



Bag rolls included

Model	HKN-V300	HKN-V333	HKN-V335	HKN-V335 BLACK
Power, kW	0,07	0,12	0,12	0,12
Voltage, V	230	230	230	230
Cycle, sec	10...20	6...10	6...10	6...10
Sealing beam length, mm	300	300	300	300
External dimensions, mm	375x100x55	408x201x87	420x220x90	420x220x90
Net weight, kg	1,1	2	2,9	2,9

Sealers



Model	HKN-CNT200	HKN-CNT300	HKN-CNT400
Power, kW	0,31	0,4	0,6
Voltage, V	230	230	230
Cycle, sec	1...8	1...8	1...8
Sealing beam size, mm	200x2	300x2	400x2
Max bag thickness, mm	0,02...0,8	0,02...0,8	0,02...0,8
External dimensions, mm	255x75x160	340x75x160	530x90x160
Net weight, kg	1,8	2,7	3,2

Tray Sealer



Model	HKN-CNW460 PRO
Power, kW	0,27 230 450
Voltage, V	55...140
Sealing beam length, mm	650x465x150 7
Temperature, °C	
External dimensions, mm	
Net weight, kg	

Bag Rolls



Model	HKN-VR2015	HKN-VR2815	Roll, cm
			20x1500
			28x1500

HYGIENE EQUIPMENT

Insect Killers

Sterilizers

Food Waste Disposers

Insect Killers



Model	HKN-MID50	HKN-MID80	HKN-MID150	HKN-MID180
Power, kW	0,02	0,03	0,04 230 150	0,06 230 180
Voltage, V	230	230	670x100x320	670x100x320
Effective coverage, m ²	50	80	3,05	3,65
External dimensions, mm	360x100x290	410x100x310		
Net weight, kg	2,08	2,48		

Sterilizers



Model	HKN-UVA10	HKN-UVA12
Power, kW	0,06	0,01
Voltage, V	230	230
Sterilization time, min	20-60	20-60
Utensils capacity	10	12
External dimensions, mm	420x210x590	500x150x615
Net weight, kg	6	5,7

Food Waste Disposers



Model	HKN-FWD370A	HKN-FWD370B	HKN-FWD450A
Power, kW	0,37	0,37	0,45
Voltage, V	230	230	230
Rotation speed, rpm	4200	4200	4200
External dimensions, mm	235x235x405	235x235x405	235x235x405
Net weight, kg	4,3	4,3	5

GASTRONORMS & TRAYS

Gastronorms



Model	GN	Depth, mm	Capacity, l	External dimensions, mm
1/3-20		20	0,75	325x176
GN 1/3-40		40	1,5	325x176
GN 1/3-65		65	2,5	325x176
GN 1/3-100		100	4	325x176
GN 1/3-150		150	5,7	325x176
GN 1/3-200		200	7,8	325x176
GN 1/2-20		20	1,25	325x265
GN 1/2-40		40	2	325x265
GN 1/2-65		65	4	325x265

Model	GN	Depth, mm	Capacity, l	External dimensions, mm
1/2-100		100	6,5	325x265
GN 1/2-150		150	9,5	325x265
GN 1/2-200		200	12,5	325x265
GN 1/1-20		20	2,5	530x325
GN 1/1-40		40	5	530x325
GN 1/1-65		65	9	530x325
GN 1/1-100		100	14	530x325
GN 1/1-150		150	21	530x325
GN 1/1-200		200	28	530x325



Model	GN	Depth, mm	Capacity, l	External dimensions, mm
2/3-20		20	1,5	354x325
GN 2/3-40		40	3	354x325
GN 2/3-65		65	5,5	354x325
GN 2/3-100		100	9	354x325
GN 2/3-150		150	13	354x325
GN 2/3-200		200	18	354x325
GN 1/9-65		65	0,6	176x108
GN 1/9-100		100	1	176x108
GN 1/6-65		65	1	176x162
GN 1/6-100		100	1,6	176x162
GN 1/6-150		150	2,2	176x162

Model	GN	Depth, mm	Capacity, l	External dimensions, mm
1/6-200		200	2,8	176x162
GN 1/4-20		20	0,5	265x162
GN 1/4-40		40	1,2	265x162
GN 1/4-65		65	1,8	265x162
GN 1/4-100		100	2,8	265x162
GN 1/4-150		150	4	265x162
GN 1/4-200		200	5,5	265x162
GN 2/1-20		20	5	650x530
GN 2/1-40		40	10	650x530
GN 2/1-65		65	18,5	650x530
GN 2/1-100		100	28,5	650x530
GN 2/1-200		200	57,5	650x530



Model	GN-P	Depth, mm	Capacity, l	External dimensions, mm
1/2-40		40	2	325x265
GN-P 1/2-65		65	4	325x265
GN-P 1/2-100		100	6,5	325x265
GN-P 2/3-40		40	3	354x325
GN-P 2/3-65		65	5,5	354x325
GN-P 2/3-100		100	9	354x325
GN-P 1/1-20		20	2,5	530x325

Model	GN-P	Depth, mm	Capacity, l	External dimensions, mm
1/1-40		40	5	530x325
GN-P 1/1-65		65	9	530x325
GN-P 1/1-100		100	14	530x325
GN-P 1/1-150		150	21	530x325
GN-P 1/1-200		200	28	530x325
GN-P 2/1-65		65	18,5	650x530
GN-P 2/1-100		100	28,5	650x530

Gastronorms



Model	GN-H	Depth, mm	Capacity, l	External dimensions, mm
1/3-20		20	0,75	325x176
GN-H 1/3-40		40	1,5	325x176
GN-H 1/3-65		65	2,5	325x176
GN-H 1/3-100		100	4	325x176
GN-H 1/3-150		150	5,7	325x176
GN-H 1/3-200		200	7,8	325x176
GN-H 1/2-20		20	1,25	325x265
GN-H 1/2-40		40	2	325x265
GN-H 1/2-65		65	4	325x265

Model	GN-H	Depth, mm	Capacity, l	External dimensions, mm
1/2-100		100	6,5	325x265
GN-H 1/2-150		150	9,5	325x265
GN-H 1/2-200		200	12,5	325x265
GN-PH 1/2-200		200	12,5	325x265
GN-H 1/1-20		20	2,5	530x325
GN-H 1/1-40		40	5	530x325
GN-H 1/1-65		65	9	530x325
GN-H 1/1-100		100	14	530x325
GN-H 1/1-150		150	21	530x325
GN-H 1/1-200		200	28	530x325



With utensil slot

Model	External dimensions, mm	
GD 2/3	354x325	176x108
GD 1/9	176x162	265x162
GD 1/6	325x176	325x265
GD 1/4	530x325	
GD 1/3		
GD 1/2		
GD 1/1		

Model	External dimensions, mm	
GD-P 2/3 C	354x325	176x108
GD-P 1/9 C	176x162	265x162
GD-P 1/6 C	325x176	325x265
GD-P 1/4 C	530x325	
GD-P 1/3 C		
GD-P 1/2 C		
GD-P 1/1 C		



For GN-H gastronorms

Model	External dimensions, mm	
GD-H 1/3	325x176	325x265
GD-H 1/2	530x325	
GD-H 1/1		

Contents

	62
Cooking Equipment	94
Refrigeration Equipment	98
Washing Equipment	106
Bar & Coffee Equipment	112
Food Processing Equipment	120
Packaging Equipment	122
Gastronorms &Trays	

COOKING EQUIPMENT

Combi Steamers
Convection Ovens
Deck Ovens
Provers
Modular Cooking
Pizza Ovens
Sous Vide Cookers

Electric Combi Steamers



Model	AP20T	AP10T	AP7T	AP5T
Trays load capacity	20	10	7	5
Supported trays	GN 1/1	GN 1/1	GN 1/1	GN 1/1
Grid spacing, mm	70	75	75	75
Trays included	-	4	3	2
Fan speeds	10	10	10	10
Voltage, V	400	400	400	400
Power, kW	28,5	16,1	10,8	9
External dimensions, mm	1050x940x1900	790x942x1276	792x942x940	792x942x781
Net weight, kg	290	140	107	92



Model	AP20QT	AP10QT 10 GN	AP7QT 7 GN 1/1 +	AP5QT 5 GN 1/1 +
Trays load capacity	20	1/1 + 600x400 80	600x400 70 3 2	600x400 70 2 2
Supported trays	GN 1/1 + 600x400	4 2 400 15,7	400 12,4	400 10,5
Grid spacing, mm	70	937x827x1211	937x821x875 101	937x821x715 83
Trays included	-	145		
Fan speeds	2			
Voltage, V	400			
Power, kW	28,6			
External dimensions, mm	1003x1050x1887			
Net weight, kg	290			

Electric Combi Steamers



Model	AP20QD	AP10QND 10 GN	AP7QND 7 GN
Trays load capacity	20	1/1 + 600x400 80	1/1 + 600x400 70
Supported trays	GN 1/1	4	3
Grid spacing, mm	70	5	5
Trays included	-	400	400
Fan speeds	2	15,7	12,4
Voltage, V	400	937x827x1211	937x821x875
Power, kW	28,5	137	103
External dimensions, mm	1090x940x1900		
Net weight, kg	310		



Selfclean not included

Model	AP5QND 5 GN	AP5.23QD 5
Trays load capacity	1/1 + 600x400 70	GN 2/3 70 2
Supported trays	2	2
Grid spacing, mm	5	230/400
Trays included	230/400	5,4
Fan speeds	10,5	700x715x630
Voltage, V	937x821x715	55
Power, kW	90	
External dimensions, mm		
Net weight, kg		



Model	AP20QM	AP10QM 10 GN	AP7QM 7 GN 1/1
Trays load capacity	20	1/1 + 600x400 80	+ 600x400 70 3 2
Supported trays	GN 1/1	4 2 400 15,7	400 12,4
Grid spacing, mm	70	937x827x1211	937x821x875 99
Trays included	-	133	
Fan speeds	2		
Voltage, V	400		
Power, kW	28,5		
External dimensions, mm	1090x940x1900		
Net weight, kg	310		



Model	Trays	load	AP5QM 5 GN 1/1	AP5.23QM 5
capacity	Supported trays		+ 600x400 70 2 2	GN 2/3 70 2 2
Grid spacing, mm	Trays		400 10,5	400 5,4
included	Fan speeds		937x821x715 85	700x715x630
Voltage, V	Power, kW			55
External dimensions, mm				
Net weight, kg				

Gas Combi Steamers



Model	Trays	load	AP10QNDCG 10	AP7QNDCG 7 GN	AP5QNDCG 5 GN
capacity	Supported trays		GN 1/1 + 600x400	1/1 + 600x400 70	1/1 + 600x400 70
Grid spacing, mm	Fan		80 2 4 20 230	2 3 15 230	2 2 12 230
speeds	Trays included		939x868x1321	939x868x985 103	939x868x861 90
Gas power, kW	Voltage, V		137		
External dimensions, mm					
Net weight, kg					





Model	Trays	load	AP10QMG 10 GN	AP7QMG 7 GN	AP5QMG 5 GN
capacity	Supported trays		1/1 + 600x400 80	1/1 + 600x400 70	1/1 + 600x400 70
Grid spacing, mm	Fan		2 4 20 230	2 3 15 230	2 2 12 230
speeds	Trays included		939x868x1321	939x868x985 103	939x868x861 90
Gas power, kW	Voltage, V		137		
External dimensions, mm					
Net weight, kg					

**Electric Compact
Combi Steamer**



* Selfclean included in APxxNDC models

Model	Supported trays	AP10NDC COMPACT	AP6NDC COMPACT	AP6.23NDC COMPACT
Trays load capacity	Fan	GN 1/1	GN 1/1	GN 2/3
speeds	Voltage, V	10 GN 1/1-40 or 6 GN 1/1-65	6 GN 1/1-40 or 4 GN 1/1-65	6 GN 2/3-40 or 4 GN 2/3-65
Power, kW	External dimensions, mm	5	5	5
Net weight, kg		400	230/400	230/400
		14	7	5,3
		530x896x939	530x896x755	530x721x755
		115	93	80



Model	Supported trays	AP10M COMPACT	AP6M COMPACT	AP6.23M COMPACT
Trays load capacity	Fan	GN 1/1	GN 1/1	GN 2/3
speeds	Voltage, V	10 GN 1/1-40 or 6 GN 1/1-65	6 GN 1/1-40 or 4 GN 1/1-65	6 GN 2/3-40 or 4 GN 2/3-65
Power, kW	External dimensions, mm	1	1	1
Net weight, kg		400	230/400	230/400
		14	7	5,3
		530x896x939	530x896x755	530x721x755
		115	93	80

**Electric
Convection
Ovens**



Model	Trays	load capacity	Supported trays	AD46D 4 600x400	AD46DI ECO 4	AD46M 4 600x400
Grid spacing, mm	Fan			+ GN 1/1 80 1 2 *	600x400 + GN 1/1	+ GN 1/1 80 1 2 *
speeds	Trays included			* 400 6,7	75 1 2 ** 400/230	* 400/230 6,7
Steam function	Bi-directional fan			800x700x580 54	6,3 750x695x560	800x700x580 53
Power, kW	Voltage, V				45	
External dimensions, mm	Net weight, kg					

Electric Convection Ovens



Model	AD46M ECO 4	AD46MI ECO 4	AD46MP ECO 4
Trays load capacity	600x400 + GN 1/1	600x400 + GN 1/1	600x400 + GN 1/1
Supported trays	75 1 2 * - 230 3,4	75 1 2 ** 400/230	75 1 2 * - 400/230
Grid spacing, mm	750x650x560 39	6,7 750x695x560	6,2 750x650x560
Fan speeds		45	39
Trays included			
Steam function			
Bi-directional fan			
Voltage, V			
Power, kW			
External dimensions, mm			
Net weight, kg			



Model	AD44D 4	AD44M 4	AD44MH ECO
Trays load capacity	470x340 80 1	470x340 80 1	4 450x340 75
Supported trays	4 * * 230 3,3	4 * * 230 3,3	1 4 * - 230 3,2
Grid spacing, mm	600x660x580	600x660x580	560x590x530
Fan speeds	36	36	31
Trays included			
Steam function			
Bi-directional fan			
Voltage, V			
Power, kW			
External dimensions, mm			
Net weight, kg			



Model	AD44M ECO	AD44ME ECO
Trays load capacity	4 450x340 75	4 450x340 75
Supported trays	1 4 - - 230 3,1	1 4 - - 230 3,1
Grid spacing, mm	560x590x530	560x590x530
Fan speeds	31	31
Trays included		
Steam function		
Bi-directional fan		
Voltage, V		
Power, kW		
External dimensions, mm		
Net weight, kg		

ABxxQD and ABxxQNDC models

**Electric
Convection
Ovens**

Model	AB16T	16	AB10T	10	AB6T	6	AB4T	4					
Trays capacity	600x400	80	10	-	600x400	80	600x400	80					
Supported trays	400	28,5	4	400	16,1	10	3	400	10,8	10	2	400	9
Grid spacing, mm	1050x940x1900		792x942x1276		792x942x940		792x942x781						
Fan speeds	290		140		107		92						
Trays included													
Voltage, V													
Power, kW													
External dimensions, mm													
Net weight, kg													



Model	AB16QT	AB10QT	10	AB6QT	6	AB4QT		
Trays capacity	16	600x400	80	2	600x400	80	2	4
Supported trays	600x400	4	400	15,7	3	400	12,4	600x400
Grid spacing, mm	80	937x827x1211		937x821x875		80		
Fan speeds	2	135		101		2		
Trays included	-					2		
Voltage, V	400					400		
Power, kW	28,5					10,5		
External dimensions, mm	1050x940x1900						937x821x715	
Net weight, kg	290					87		



Model	AB16QD	AB10QNDC	10	AB6QNDC	6	AB4QNDC	4	
Trays capacity	16	600x400	80	5	600x400	80	5	
Supported trays	600x400	4	400	15,7	3	230/400	2	230/400
Grid spacing, mm	80	937x827x1211		12,4		10,5		
Fan speeds	2	137		937x821x875		937x821x715		
Trays included	-			103		90		
Voltage, V	400							
Power, kW	28,5							
External dimensions, mm	1050x940x1900							
Net weight, kg	290							



Model	AB16QM	AB10QM	AB6QM 6	AB4QM 4
Trays capacity	16	10	600x400 80 3	600x400 80 2
Supported trays	600x400	600x400	2 400 12,4	2 400 10,5
Grid spacing, mm	80	80	937x821x875	937x821x715
Fan speeds	-	4	99	85
Trays included	2	2		
Voltage, V	400	400		
Power, kW	28,5	15,7		
External dimensions, mm	1050x940x1900	937x827x1211		
Net weight, kg	290	133		

Gas Convection Ovens



Model	AB10QDCG	AB6QDCG 6	AB4QDCG 4
Trays capacity	10 600x400 80	600x400 80 3	600x400 80 2
Supported trays	4 2 20 230	2 15 230	2 12 230
Grid spacing, mm	939x868x1321	939x868x985	939x868x861
Trays included	137	103	90
Fan speeds			
Gas power, kW			
Voltage, V			
External dimensions, mm			
Net weight, kg			



Model	AB10QMG 10	AB6QMG 6	AB4QMG 4
Trays capacity	600x400 80 4	600x400 80 3	600x400 80 2
Supported trays	2 20 230	2 15 230	2 12 230
Grid spacing, mm	939x868x1321	939x868x985	939x868x861
Trays included	137	103	90
Fan speeds			
Gas power, kW			
Voltage, V			
External dimensions, mm			
Net weight, kg			

Vertex Convection Ovens



Model	Trays capacity	AV03D	AV04D	AV043D
Supported trays	Grid	3	4	4
spacing, mm	Fan speeds	GN 1/1 + 600x400	GN 1/1 + 600x400	460x340
Voltage, V	Power, kW	80	80	80
External dimensions, mm		5	5	5
Net weight, kg		230	230/400	230
		3,1	6,3	3,1
		800x770x460	800x770x540	600x795x540
		65	70	55

Deck Ovens



Model	Chambers	AB01Q DECK	AB02Q DECK
Supported trays	Fan	1	2
spacing, mm	Fan speeds	600x400	600x400
Voltage, V	Power, kW	-	-
External dimensions, mm		230	400
Net weight, kg		3,56	6,3
		938x833x404	938x1243x404
		68	100

Smokers



For AP/AB ovens

Model	Voltage, V	Power, kW	SMK02
External dimensions, mm			230
Net weight, kg			0,11
			258x304x100
			2

Exhaust Hoods



For QT/QD/QM ovens (except models with trolleys)

Model	H10SQA
Speeds	2
Voltage, V	230
Power, kW	0,3
External dimensions, mm	937x892x317
Net weight, kg	40

Shower Kit



For combi steam and convection ovens

Model	50S1
Hose length, m	2

Provers



Model	Trays	load	APE8ADS APE8ADS A APE8ADS D	APE8AD APE8AD A APE8AD D	APE8ABQ APE8ABQ A APE8ABQ D
capacity			8	8	8
Supported trays			450/470x340 GN 2/3	600x400 GN 1/1	600x400 GN 1/1
Grid spacing, mm			75	75	75
Temperature, °C			0...60	0...60	0...60
Voltage, V			230	230	230
Power, kW			1,2	2,4	2,4
External dimensions, mm			600x678x866	800x678x866	935x803x867
Net weight, kg			28	36	48



Model	Trays	load	APE12ABQ APE12ABQ A APE12ABQ D	APE12ABT A APE12ABT D
Supported trays			12	12
Grid spacing, mm			600x400 GN 1/1	600x400 GN 1/1 75
Temperature, °C			75	0...60
Voltage, V			0...60	230
Power, kW			230	2,4
External dimensions, mm			2,4	792x893x706
Net weight, kg			935x893x706	48
			48	

A* - water connection with a valve

D* - digital control panel with water connection





Electric Square Plates



Model	APRE-47P/PL	APRE-77P/PL	APRE-77FE/PL	APRE-117P/PL	APRE-117FE/PL
Hotplates	2 * - - 2x2,6 -	4 * - - 4x2,6 -	4 - - * 4x2,6 5,3	6 * - - 6x2,6 -	6 - * * 6x2,6 5,3
Open stand	400 5,2	400 10,4	400 15,7	400 15,6	400 20,9
Neutral cabinet	400x700x850	700x700x850	700x700x850	1100x700x850	1100x700x850
Electric oven	38	59	89	83	121
Hotplates power, kW					
Oven electric power, kW					
Voltage, V					
Total power, kW					
External dimensions, mm					
Net weight, kg					

Electric Low Plates



Model	APRE-47QP/PL	APRE-77QP/PL	APRE-77QFE/PL	APRE-77QFEK/PL
Hotplates	2 * - - 2x2,5 -	4 * - - 4x2,5 -	4	4 - - * 4x2,5 2,6
Open stand	400 5	400 10	-	400 12,6
Electric oven	400x700x850	700x700x850	*	700x700x850
Convection oven	51	82	-	107
Hotplates power, kW			4x2,5	
Oven electric power, kW			5,3	
Voltage, V			400	
Total power, kW			15,3	
External dimensions, mm			700x700x850	
Net weight, kg			115	



Gas Burners



Model	APRG-47P/PL	APRG-77P/PL	APRG-77FE/PL	APRG-77FG/PL
Burners	2 * - - 2x7 - - - -	4 * - - 4x7 - - - -	4	4 - - * 4x7 - 6 - -
Open stand	14	28	-	34
Electric oven	400x700x850	700x700x850	*	700x700x850
Gas oven	33	53	-	81
Burners power, kW			4x7	
Oven electric power, kW			5,3	
Oven gas power, kW			-	
Voltage, V			400	
Total electric power, kW			5,3	
Total gas power, kW			28	
External dimensions, mm			700x700x850	
Net weight, kg			81	



Model	APRG-117P/PL	APRG-117FE/PL	APRG-117FG/PL	APRG-117FGM/PL
Burners	6 * - - - - 6x7 - - -	6 - * * - - 6x7 5,3 -	6 - * * - - 6x7 - 6 -	6 - - - - * 6x7 - 8 - -
Open stand	- 42	400 5,3 42	- 48	50 1100x700x850
Neutral cabinet	1100x700x850	1100x700x850	1100x700x850	122
Electric oven	74	100	110	
Gas oven				
Gas oven Maxi				
Burners power, kW				
Oven electric power, kW				
Oven gas power, kW				
Voltage, V				
Total electric power, kW				
Total gas power, kW				
External dimensions, mm				
Net weight, kg				

Electric Solid Tops



Model	APRES-77P/PL	APRES-77FE/PL
Thermal zones	4	4
Open stand	*	-
Static oven	-	*
Thermal zones power, kW	4x2,25	4x2,25
Oven power, kW	-	5,3
Voltage, V	400	400
Total power, kW	9	14,3
External dimensions, mm	700x700x850	700x700x850
Net weight, kg	74	102

Gas Solid Tops



Model	APRGS-77P/PL	APRGS-77FG/PL	APRSTG-117FG/PL
Thermal zones	1 * - - 1x9 - 9	1 - - * 1x9 6 15	4 burners + 1 zone -
Open stand	700x700x850	700x700x850	* * 4x7+5,5 8 39,5
Closed cabinet	73	101	1100x700x850 120
Gas oven			
Burners power, kW			
Oven power, kW			
Total gas power, kW			
External dimensions, mm			
Net weight, kg			

Lava Stone Grills



Model	APGG-47P/PL	APGG-77P/PL
Grids	2	4
Open stand	*	*
Gas power, kW	7,5	15
External dimensions, mm	400x700x850	800x700x850
Net weight, kg	40	72

Water Grills



Model	APGEW-47P/PL	APGEW-87P/PL
Grids included	2 6 400	4
Electric power, kW	400x700x850	12
Voltage, V	37	400
External dimensions, mm		800x700x850
Net weight, kg		80

Induction



Model	APRI-47P/PL	APRI-77P/PL
Induction zones	2	4
Open stand	*	*
Induction zones power, kW	2x3,5	4x3,5
Voltage, V	400	400
Total power, kW	7	14
External dimensions, mm	400x700x850	700x700x850
Net weight, kg	37	68

Tilting Bratt Pans



Model Capacity, l	Voltage,	APSE-87/PL	APSG-87/PL
V	Electric power, kW	50	50 - - 13,5
power, kW	External	400	800x700x850
dimensions, mm	Net	9	110
weight, kg		-	
		800x700x850	
		115	

Boiling Pans



Model Capacity, l	Voltage,	APKE-77/PL	APKG-77/PL
V	Electric power, kW	50	50 - - 12,5
power, kW	External	400	700x700x850
dimensions, mm	Net	9	81
weight, kg		-	
		700x700x850	
		83	

Fry Tops



Model	APTE-47PL/PL	APTE-47PR/PL	APTE-77PL/PL
Smooth plate	* - - - 350x570 *	- * - - 350x570 *	* - - - 650x570 *
Ribbed plate	400 4	400 4	400 8
1/2 smooth, 1/2 ribbed plate	400x700x850	400x700x850	700x700x850
Chromed plate	53	53	82
Hotplate dimensions, mm			
Open stand			
Voltage, V			
Electric power, kW			
External dimensions, mm			
Net weight, kg			



Model	APTE-77PR/PL	APTE-77PLR/PL	APTE-77PLC/PL
Smooth plate	- * - - 650x570 *	- - * - 650x570 *	- - - * 650x570 *
Ribbed plate	400 8	400 8	400 8
1/2 smooth, 1/2 ribbed plate	700x700x850	700x700x850 82	700x700x850 82
Chromed plate	82		
Hotplate dimensions, mm			
Open stand			
Voltage, V			
Electric power, kW			
External dimensions, mm			
Net weight, kg			



Model	APTG-47PL/PL	APTG-47PR/PL	APTG-77PL/PL
Smooth plate	* - - - 350x570 *	- * - - 350x570 *	* - - - 650x570 *
Ribbed plate	5,5	5,5	11
1/2 smooth, 1/2 ribbed plate	400x700x850	400x700x850	700x700x850
Chromed plate	53	53	90
Hotplate dimensions, mm			
Open stand			
Gas power, kW			
External dimensions, mm			
Net weight, kg			

Fry Tops



Model	APTG-77PR/PL	APTG-77PLR/PL	APTG-77PLC/PL
Smooth plate	- * - - 650x570 *	- - * - 650x570 *	- - - * 650x570 *
Ribbed plate	11	11 700x700x850	11 700x700x850
1/2 smooth, 1/2 ribbed plate	700x700x850	90	90
Chromed plate	90		
Hotplate dimensions, mm			
Open stand			
Gas power, kW			
External dimensions, mm			
Net weight, kg			

Fryers



Model	APFE-47/2P/PL	APFE-47P/PL	APFE-77P/PL
Tanks	2	1	2
Capacity, l	7 + 7	13	13 + 13
Closed cabinet	*	*	*
Baskets included	2	1	2
Voltage, V	400	400	400
Electric power, kW	10,5	9	18
Gas power, kW	-	-	-
External dimensions, mm	400x700x850	400x700x850	700x700x850
Net weight, kg	57	46	63



Model	APFG-47/2P/PL	APFG-47P/PL	APFG-77P/PL
Tanks	2	1	2
Capacity, l	7 + 7	14	14 + 14
Closed cabinet	*	*	*
Baskets included	2	1	2
Voltage, V	-	-	-
Electric power, kW	-	-	-
Gas power, kW	12,5	12,5	25
External dimensions, mm	400x700x1180	400x700x1180	700x700x1180
Net weight, kg	51	41	80

Pasta Cookers



Model	APPE-47P/PL	APPE-77P/PL	APPG-47P/PL	APPG-77P/PL
Tanks	1	1	1	1
Capacity, l	26	40	26	40
Closed cabinet	*	*	*	*
Voltage, V	400	400	-	-
Electric power, kW	5,5	9	-	-
Gas power, kW	-	-	8,5	13,6
External dimensions, mm	400x700x850	700x700x850	400x700x850	700x700x850
Net weight, kg	37	48	43	58

Bain-Maries



Model	APBE-47P/PL
Capacity	GN 1/1
Open stand	*
Voltage, V	230
Electric power, kW	1,5
External dimensions, mm	400x700x850
Net weight, kg	41

Neutral Worktops



Model	APN-47P/PL	APN-77P/PL
Open stand	*	*
External dimensions, mm	400x700x850	700x700x850
Net weight, kg	28	41

Electric Square Plates



Model	APRE-49P/PL	APRE-89P/PL	APRE-89FE/PL
Hotplates	2	4	4
Open stand	*	*	-
Electric oven	-	-	*
Hotplates power, kW	2x3	3x3 + 1x4	3x3 + 1x4
Oven power, kW	-	-	6
Voltage, V	400	400	400
Total power, kW	6	13	19
External dimensions, mm	400x900x850	800x900x850	800x900x850
Net weight, kg	54	84	128



Model	APRE-129P/PL	APRE-129FE/PL	APRE-129FEM/PL
Hotplates	6 * - - - 4x3 +	6 - * * - 4x3 +	6 - - - * 4x3 + 2x4
Open stand	2x4 - 400 20	2x4 6 400 26	10 400 30
Neutral cabinet	1200x900x850	1200x900x850	1200x900x850
Electric oven	120	172	160
Electric oven Maxi			
Hotplates power, kW			
Oven power, kW			
Voltage, V			
Total power, kW			
External dimensions, mm			
Net weight, kg			

Electric Low Plates



Model	APRE-49QP/PL	APRE-89QP/PL	APRE-89QFE/PL
Hotplates	2	4	4
Open stand	*	*	-
Electric oven	-	-	*
Hotplates power, kW	2x2,5	4x2,5	4x2,5
Oven power, kW	-	-	6
Voltage, V	400	400	400
Total power, kW	5	10	16
External dimensions, mm	400x900x850	800x900x850	800x900x850
Net weight, kg	56	88	132

Gas Burners



Model	APRG-49P/PL	APRG-89P/PL	APRG-89FE/PL	APRG-89FG/PL
Burners	2 * - - 1x7 +	4 * - - 2x7 +	4	4 - - * 2x7 +
Open stand	1x11 - - - - 18	2x11 - - - - 36	-	2x11 - 7 - - 43
Electric oven	400x900x850	800x900x850	*	800x900x850
Gas oven	43	64	-	96
Burners power, kW			2x7 + 2x11	
Oven electric power, kW			6	
Oven gas power, kW			-	
Voltage, V			400	
Total electric power, kW			6	
Total gas power, kW			36	
External dimensions, mm			800x900x850	
Net weight, kg			96	



Model	APRG-129P/PL	APRG-129FE/PL	APRG-129FG/PL	APRG-129FMG/PL
Burners	6 * - - - - 3x7 +	6 - * - - - 3x7 +	6 - * - * - 3x7 +	6 - - - - * 3x7 +
Open stand	3x11 - - - - 54	3x11 6 - - 400 6	3x11 - 7 - - 61	3x11 - 10 5 400 5
Neutral cabinet	1200x900x850	54	1200x900x850	64 1200x900x850
Electric oven	89	1200x900x850	128	160
Gas oven		128		
Gas oven Maxi				
Grill system				
Burners power, kW				
Oven electric power, kW				
Oven gas power, kW				
Grill power, kW				
Voltage, V				
Total electric power, kW				
Total gas power, kW				
External dimensions, mm				
Net weight, kg				

Gas Solid Tops



Model	APRGS-89P/PL	APRGS-89FG/PL
Thermal zones	1	1
Open stand	*	-
Gas oven	-	*
Burners power, kW	1x12	1x12
Oven power, kW	-	7
Total gas power, kW	12	19
External dimensions, mm	800x900x850	800x900x850
Net weight, kg	90	115

Induction



Model	APRI-49P/PL	APRI-89P/PL
Induction zones	2	4
Open stand	*	*
Induction zones power, kW	2x5	4x5
Voltage, V	400	400
Total power, kW	10	20
External dimensions, mm	400x900x850	800x900x850
Net weight, kg	58	101

Tilting Bratt Pans



Model	APSE-89/PL	APSE-89K/PL	APSG-89/PL	APSG-89K/PL
Capacity, l	80	80	80	80
Steel tank	-	*	-	*
Stainless steel tank	*	-	*	-
Voltage, V	400	400	230	230
Electric power, kW	12	12	0,02	0,02
Gas power, kW	-	-	20	20
External dimensions, mm	800x900x850	800x900x850	800x900x850	800x900x850
Net weight, kg	150	150	154	154

Fry Tops



Model	APTE-49PL/PL	APTE-49PR/PL	APTE-49PLC/PL
Smooth plate	*	-	-
Ribbed plate	-	*	-
2/3 smooth, 1/3 ribbed plate	-	-	-
Chromed plate	-	-	*
Hotplate dimensions, mm	380x720	380x720	380x720
Open stand	*	*	*
Voltage, V	400	400	400
Electric power, kW	6	6	6
External dimensions, mm	400x900x850	400x900x850	400x900x850
Net weight, kg	76	76	76



Model	APTE-89PL/PL	APTE-89PR/PL	APTE-89PLC/PL	APTE-89PLR/PL
Smooth plate	*	-	-	- - * - 780x720 *
Ribbed plate	-	*	-	400 12
2/3 smooth, 1/3 ribbed plate	-	-	-	800x900x850
Chromed plate	-	-	*	128
Hotplate dimensions, mm	780x720	780x720	780x720	
Open stand	*	*	*	
Voltage, V	400	400	400	
Electric power, kW	12	12	12	
External dimensions, mm	800x900x850	800x900x850	800x900x850	
Net weight, kg	128	128	128	



Model	APTG-49PL/PL	APTG-49PR/PL	APTG-49PLC/PL
Smooth plate	* - - - 380x720 *	- * - - 380x720 *	- - - * 380x720 * 8
Ribbed plate	8 400x900x850	8 400x900x850	400x900x850 76
2/3 smooth, 1/3 ribbed plate	76	76	
Chromed plate			
Hotplate dimensions, mm			
Open stand			
Gas power, kW			
External dimensions, mm			
Net weight, kg			

Fry Tops



Model	APTG-89PL/PL	APTG-89PR/PL	APTG-89PLC/PL	APTG-89PLR/PL
Smooth plate	* - - - 780x720 *	- * - - 780x720 *	- - - * 780x720 *	- - * - 780x720 *
Ribbed plate	16	16	16 800x900x850	16 800x900x850
2/3 smooth, 1/3 ribbed plate	800x900x850	800x900x850	128	128
Chromed plate	128	128		
Hotplate dimensions, mm				
Open stand				
Gas power, kW				
External dimensions, mm				
Net weight, kg				

Lava Stone Grills



Model	APGG-49P/PL	APGG-89P/PL
Grids	1	2
Open stand	*	*
Gas power, kW	10	20
External dimensions, mm	400x900x850	800x900x850
Net weight, kg	57	83

Water Grills



Model	APGEW-49P/PL	APGEW-89P/PL
Grids	1	2
Voltage, V	400	400
Power, kW	7	14
External dimensions, mm	400x900x850	800x900x850
Net weight, kg	60	105

Fryers



Model	APFE-49/2P/PL	APFE-49P/PL	APFE-89P/PL	APFG-49P/PL	APFG-89P/PL
Tanks	2	1	2	1 18 * 1 - - 18	2 18 + 18 * 2 - -
Capacity, l	8+8	18	18 + 18	400x900x1180	36
Closed cabinet	*	*	*	64	800x900x1180
Baskets included	2	1	2		105
Voltage, V	400	400	400		
Electric power, kW	10,5	16	32		
Gas power, kW	-	-	-		
External dimensions, mm	400x900x850	400x900x850	800x900x850		
Net weight, kg	51	51	81		

Pasta Cookers



Model	APPE-49P/PL	APPE-89P/PL	APPG-49P/PL	APPG-89P/PL
Tanks	1	2	1 40 * - - 13,3	2 40 + 40 * - -
Capacity, l	40	40 + 40	400x900x850	26,6
Closed cabinet	*	*	52	800x900x850
Voltage, V	400	400		84
Electric power, kW	9	18		
Gas power, kW	-	-		
External dimensions, mm	400x900x850	800x900x850		
Net weight, kg	46	71		

Bain-Maries



Model	APBE-49P/PL	APBE-89P/PL
Capacity	GN 4/3	GN 8/3
Open stand	*	-
Voltage, V	230	400
Electric power, kW	2,5	6
External dimensions, mm	400x900x850	800x900x850
Net weight, kg	38	58

Boiling Pans



Model	APKE-89I-100L/PL	APKE-89I-150L/PL	APKG-89I-100L/PL	APKG-89I-150L/PL
Capacity, l	100	150	100 - * - - 21	150 - * - - 21
Direct heating	-	-	800x900x850 118	800x900x850 124
Indirect heating	*	*		
Voltage, V	400	400		
Electric power, kW	14,4	14,4		
Gas power, kW	-	-		
External dimensions, mm	800x900x850	800x900x850		
Net weight, kg	118	124		



Model	APKG-89D-100L/PL	APKG-89D-150L/PL
Capacity, l	100 * - - - 21	150 * - - - 21
Direct heating	800x900x850 118	800x900x850 124
Indirect heating		
Voltage, V		
Electric power, kW		
Gas power, kW		
External dimensions, mm		
Net weight, kg		

Neutral Worktops



Model	APN-49P/PL	APN-89P/PL
Open stand	*	*
External dimensions, mm	400x900x850	800x900x850
Net weight, kg	34	51

Electric Low Plates



Model	APRE-47QT/PL	APRE-77QT/PL
Hotplates	2	4
Hotplates power, kW	2x2,5	4x2,5
Voltage, V	400	400
Electric power, kW	5	10
External dimensions, mm	400x700x250	700x700x250
Net weight, kg	20	42

Electric Square Plates



Model	APRE-77T/PL	APRE-77T/PL
Hotplates	2	4
Hotplates power, kW	2x2,6	4x2,6
Voltage, V	400	400
Electric power, kW	5,2	10,4
External dimensions, mm	400x700x250	700x700x250
Net weight, kg	20	42

Induction



Model	APRI-47T/PL	APRI-77T/PL
Induction zones	2	4
Induction zones power, kW	2x3,5	4x3,5
Voltage, V	400	400
Electric power, kW	7	14
External dimensions, mm	400x700x250	700x700x250
Net weight, kg	32	58

Solid Tops



Model	APRES-77T/PL	APRGS-77T/PL
Thermal zones	4	1 1x9 - - 9
Thermal zones power, kW	4x2,25	700x700x250
Voltage, V	400	61
Electric power, kW	9	
Gas power, kW	-	
External dimensions, mm	700x700x250	
Net weight, kg	63	

Lava Stone Grills



Model	APGG-47T/PL	APGG-77T/PL
Grids	2	4
Gas power, kW	7,5	15
External dimensions, mm	400x700x250	800x700x250
Net weight, kg	29	50

Bain-Maries



Model	APBE-47T/PL
Capacity	GN 1/1
Voltage, V	230
Electric power, kW	1,5
External dimensions, mm	400x700x250
Net weight, kg	17

Fry Tops



Model	APTE-47TL/PL	APTE-47TR/PL	APTE-77TL/PL
Smooth plate	* - - - 350x570	- * - - 350x570	* - - - 650x570
Ribbed plate	400 4	400 4	400 8
1/2 smooth, 1/2 ribbed plate	400x700x250	400x700x250	700x700x250
Chromed plate	36	36	65
Hotplate dimensions, mm			
Voltage, V			
Electric power, kW			
External dimensions, mm			
Net weight, kg			



Model	APTE-77TLC/PL	APTE-77TLR/PL	APTE-77TR/PL
Smooth plate	- - - * 650x570	- - * - 650x570	- * - - 650x570
Ribbed plate	400 8	400 8	400 8
1/2 smooth, 1/2 ribbed plate	700x700x250 65	700x700x250 65	700x700x250
Chromed plate			65
Hotplate dimensions, mm			
Voltage, V			
Electric power, kW			
External dimensions, mm			
Net weight, kg			



Model	APTG-47TL/PL	APTG-47TR/PL	APTG-77TL/PL
Smooth plate	* - - - 350x570	- * - - 350x570	* - - - 650x570
Ribbed plate	5,5	5,5	11
1/2 smooth, 1/2 ribbed plate	400x700x250	400x700x250	700x700x250
Chromed plate	36	36	65
Hotplate dimensions, mm			
Gas power, kW			
External dimensions, mm			
Net weight, kg			

Fry Tops



Model	APTG-47TLC/PL	APTG-47TLR/PL	APTG-77TR/PL
Smooth plate	--- * 650x570 11	-- * - 650x570 11	- * - - 650x570
Ribbed plate	700x700x250 65	700x700x250 65	11
1/2 smooth, 1/2 ribbed plate			700x700x250
Chromed plate			65
Hotplate dimensions, mm			
Gas power, kW			
External dimensions, mm			
Net weight, kg			

Fryers



Model	APFE-47/2T/PL	APFE-47T/PL	APFE-77T/PL
Tanks	2	1	2
Capacity, l	6 + 6	12	12 + 12
Baskets included	2	1	2
Voltage, V	400	400	400
Electric power, kW	10,5	9	18
Gas power, kW	-	-	-
External dimensions, mm	400x700x250	400x700x250	700x700x250
Net weight, kg	25	23	43



Model	APFG-47T/PL	APFG-77T/PL
Tanks	1 9 1 - - 7,4	2 9 + 9 2 - -
Capacity, l	400x700x580	14,8
Baskets included	26	700x700x580
Voltage, V		45
Electric power, kW		
Gas power, kW		
External dimensions, mm		
Net weight, kg		

Pizza Ovens



Model	AML4X	AML6X
Chambers	1	1
Temperature, °C	50...500	50...500
Chamber dimensions, mm	720x720x140	720x1080x140
Power, kW	6	9
Voltage, V	400	400
External dimensions, mm	1010x850x420	1010x1210x420
Net weight, kg	115	165



Model	AML44X	AML66X
Chambers	2	2
Temperature, °C	50...500	50...500
Chamber dimensions, mm	720x720x140	720x1080x140
Power, kW	12	18
Voltage, V	400	400
External dimensions, mm	1010x850x750	1010x1210x750
Net weight, kg	200	300



Model	AMM4 P	AMM6 P
Chambers	1	1
Temperature, °C	45...450	45...450
Chamber dimensions, mm	720x720x140	720x1080x140
Power, kW	6	9
Voltage, V	400	400
External dimensions, mm	1000x955x413	1000x1315x413
Net weight, kg	77	110



Model	AMM44 P	AMM66 P
Chambers	2	2
Temperature, °C	45...450	45...450
Chamber dimensions, mm	720x720x140	720x1080x140
Power, kW	12	18
Voltage, V	400	400
External dimensions, mm	1000x955x745	1000x1315x745
Net weight, kg	139	198



Model	AMS4X	AMM4X
Chambers	1	1
Temperature, °C	50...500	50...500
Chamber dimensions, mm	660x660x140	700x700x140
Power, kW	4,2	4,8
Voltage, V	400	400
External dimensions, mm	900x790x420	930x840x310
Net weight, kg	73	52



Model	AMS44X	AMM44X
Chambers	2	12
Temperature, °C	50...500	50...500
Chamber dimensions, mm	660x660x140	700x700x140
Power, kW	8,4	9,6
Voltage, V	400	400
External dimensions, mm	900x790x750	930x840x540
Net weight, kg	123	94

Pizza Ovens



Model	AMS1 P	AMS2 P
Chambers	1	2
Temperature, °C	50...320	50...320
Chamber dimensions, mm	410x360x90	410x360x90
Power, kW	1,6	3,2
Voltage, V	230	230
External dimensions, mm	615x500x280	615x505x430
Net weight, kg	21	32



Model	AMS1 ECO P	AMS2 ECO P
Chambers	1	2
Temperature, °C	50...320	50...320
Chamber dimensions, mm	410x360x90	410x360x90
Power, kW	1,6	2,4
Voltage, V	230	230
External dimensions, mm	615x500x280	615x505x430
Net weight, kg	21	32



Model	AMG4 1 5 50...	AMG6 1 5 50...	AMG9 1 7 50...
Chambers	450	450	450
Burners	620x620x155	620x920x155	920x920x155
Temperature, °C	13,9	18	24,5
Chamber dimensions, mm	1000x840x470	1000x1140x470	1300x1140x470
Gas power, kW	112	141	179
External dimensions, mm			
Net weight, kg			

Sous Vide Cookers



Model	Working	ASV 2/3GNNEW	ASV 2/3GNRNEW
temperature, °C	Capacity,	24...99	24...99
l Drain tap	Voltage, V	14	17
Power, kW	External	-	*
dimensions, mm	Net	230	230
weight, kg		1,15	1,15
		390x360x300	400x370x300
		5	5,5



Model	Working	ASV 1/1GNNEW	ASV 1/1GNRNEW
temperature, °C	Working	24...99	24...99
capacity, l	Drain tap	22	25
Voltage, V	Power, kW	-	*
External dimensions, mm		230	230
Net weight, kg		1,7	1,7
		565x360x300	575x370x300
		16	16,5



Model	Working	ASV2 NEW	ASV WI-FOOD
temperature, °C	Voltage,	24...99	24...99,9
V	Power, kW	230	230
dimensions, mm	Net	2	2
weight, kg		130x260x380	165x203x377
		4,5	4

REFRIGERATION EQUIPMENT

Refrigerated and Freezer Cabinets
Refrigerated and Freezer Counters
Shock Freezers

Refrigerated and Freezer Cabinets



Model	F 700 TN DOM PLUS	F 700 BT DOM PLUS	F 1400 TN DOM PLUS	F 1400 BT DOM PLUS
Volume, l	700 590 -2 ... +8 3	700 590 -18 ... -22 3	1400 1300 -2 ...	1400 1300 -18 ...
Useful volume, l	R452a 230 301	R452a 230 364	+8 6 R452a 230	-22 6 R452a 230
Temperature, °C	710x800x2035	710x800x2035	702	702
Grids included			1420x800x2035	1420x800x2035
Refrigerant				
Voltage, V				
Power, W/h				
External dimensions, mm				

Refrigerated and Freezer Counters



Model	AFM 02	AFM 02 BT	AFM 03	AFM 03 BT
Doors	2	2	3	3
Capacity, l	310	310	460	460
Temperature, °C	0 ... +10	-18 ... -22	0 ... +10	-18 ... -22
GN supported	GN 1/1	GN 1/1	GN 1/1	GN 1/1
Voltage, V	230	230	230	230
Power, kW	0,495	0,655	0,495	0,7
External dimensions, mm	1420x700x850	1420x700x850	1870x700x876	1870x700x876



Model	AFM 02 AL	AFM 02 BT AL	AFM 03 AL	AFM 03 BT AL
Doors	2	2	3	3
Capacity, l	210	210	315	315
Temperature, °C	0 ... +10	-18 ... -22	0 ... +10	-18 ... -22
GN supported	GN 1/1	GN 1/1	GN 1/1	GN 1/1
Voltage, V	230	230	230	230
Power, kW	0,495	0,655	0,495	0,7
External dimensions, mm	1420x700x950	1420x700x950	1870x700x950	1870x700x950

Refrigerated and Freezer Counter



Model	Doors	Capacity, l	AFM 04	AFM 04 AL
Temperature, °C	GN		4	4
supported Voltage, V			620	620
Power, kW	External		0 ... +10	0 ... +10
dimensions, mm			GN 1/1	GN 1/1
			230	230
			0,495	0,495
			2320x700x876	2320x700x950

Shock Freezers



Model	SH03 3 GN 1/1 -	SH05 5 GN 1/1 -	SH07 7 GN 1/1 -
Trays load capacity	600x400 70 15 9	600x400 70 23 12	600x400 105 25
Supported trays	1,15 230	1,42 230	15 1,49 230
Grid spacing, mm	750x740x750 82	750x740x870 92	750x740x1300
90 min cycle (+70 °C to +3 °C), kg			111
240 min cycle (+70 °C to -18 °C), kg			
Power, kW			
Voltage, V			
External dimensions, mm			
Net weight, kg			



Model	SH10 10 GN 1/1 -	SH15 15 GN 1/1 -	SH20 20 GN 1/1 -
Trays load capacity	600x400 70 35 20	600x400 70 45 25	600x400 70 60 35
Supported trays	1,6 230	1,82 400	2,04 400
Grid spacing, mm	750x740x1300	750x740x1860	750x740x2090
90 min cycle (+70 °C to +3 °C), kg	117	166	184
240 min cycle (+70 °C to -18 °C), kg			
Power, kW			
Voltage, V			
External dimensions, mm			
Net weight, kg			

Shock Freezers



ASH03V GN2/3	ASH03K 3 GN	ASH05K 5 GN	ASH05K DF 5 GN
Trays load capacity	1/1 - 600x400 85	1/1 - 600x400 68	1/1 - 600x400 68
Supported trays	10 6 0,83 230	20 13 1,3	20 13 1,3
Grid spacing, mm	760x670x875 77	230	230
90 min cycle (+70 °C to +3 °C), kg		760x670x899	760x670x899
240 min cycle (+70 °C to -18 °C), kg5		82	82
Power, kW	0,46		
Voltage, V	230		
External dimensions, mm	643x640x460		
Net weight, kg	50		



ASH08K	ASH08K DF 8 GN	ASH10K 10 GN	ASH10K DF 10
Trays load capacity	1/1 - 600x400 75	1/1 - 600x400 73	GN 1/1 - 600x400
Supported trays	35 20 2,195 230	35 20 2,788	73 35 20 2,788
Grid spacing, mm	790x760x1610	400	400
90 min cycle (+70 °C to +3 °C), kg	128	790x760x1610	790x760x1610
240 min cycle (+70 °C to -18 °C), kg20		136	136
Power, kW	2,195		
Voltage, V	230		
External dimensions, mm	790x760x1610		
Net weight, kg	128		



ASH10K LP	ASH10K LPDF 10	ASH15K 15 GN	ASH15K DF 15
Trays load capacity	GN 1/1 - 600x400	1/1 - 600x400 73	GN 1/1 - 600x400
Supported trays	73 40 25 2,195	60 40 3,512	73 60 40 3,512
Grid spacing, mm	230	400	400
90 min cycle (+70 °C to +3 °C), kg	790x760x1610	790x760x1945	790x760x1945
240 min cycle (+70 °C to -18 °C), kg25	129	161	161
Power, kW	2,195		
Voltage, V	230		
External dimensions, mm	790x760x1610		
Net weight, kg	129		

WASHING EQUIPMENT

- Glasswashing Machines
- Front-Loading Dishwashing Machines
- Hood Type Dishwashing Machines
- Utensil Washing Machines
- Rack Type Dishwashing Machines



Model	AF400	AF400 DDP
Control panel	Manual	Manual
Capacity, racks/h	30	30
Useful height, mm	320	320
Rack size, mm	385x385	385x385
Cycles, sec	120	120
Water consumption/cycle, l	1,8	1,8
Voltage, V	230	230
Power, kW	3,5	3,5
External dimensions, mm	436x535x670	436x535x670
Net weight, kg	31	31

CONFIGURATION

Detergent dispenser	-	*
Rinse aid dispenser	*	*
Drain pump	-	*
Cold water connection	-	-
Tank filters	*	*
Glass rack	*	*
Cutlery container	*	*
Support for plates	*	*



Model	AFTRD400 (919046) DD
Control panel	Manual
Useful height, mm	320
Rack size, mm	400x400
Cycles, sec	120
Water consumption/cycle, l	2
Voltage, V	230
Power, kW	3,4
External dimensions, mm	440x550x680
Net weight, kg	29

CONFIGURATION

Detergent dispenser	*
Rinse aid dispenser	*
Drain pump	-
Cold water connection	*
Tank filters	-
Glass rack	*
Cutlery container	-
Support for plates	-

Front-Loading Dishwashing Machines



Model	AF500 (917968)	AF500 (918209)	AF500DD
Control panel	Manual	Manual	Manual
Capacity, racks/h	40/24	40/24	40/24
Useful height, mm	365	365	365
Rack size, mm	500x500	500x500	500x500
Cycles, sec	90/150	90/150	90/150
Water consumption/cycle, l	2,5	2,5	2,5
Voltage, V	230/400	230/400	230/400
Power, kW	3,5	3,5	3,5
External dimensions, mm	575x605x820	575x605x820	575x605x820
Net weight, kg	56	56	56

CONFIGURATION

Detergent dispenser	-	-	*
Rinse aid dispenser	*	*	*
Drain pump	-	*	-
Cold water connection	-	-	-
Tank filters	*	*	*
Glass rack	*	*	*
Cutlery container	*	*	*
Dish rack	*	*	*



Model	AF500DIG P
Control panel	Digital
Capacity, racks/h	60/30/24
Useful height, mm	365
Rack size, mm	500x500
Cycles, sec	60/120/150
Water consumption/cycle, l	2,5
Voltage, V	230/400
Power, kW	3,5
External dimensions, mm	575x605x820
Net weight, kg	56

CONFIGURATION

Detergent dispenser	-
Rinse aid dispenser	*
Drain pump	*
Cold water connection	-
Tank filters	*
Glass rack	*
Cutlery container	*
Dish rack	*

Front-Loading Dishwashing Machines



Model	AF501 (917971)	AF501 (918319)	AF501DIG DDP
Control panel	Manual	Manual	Digital
Capacity, racks/h	40/24	40/24	60/30/24
Useful height, mm	365	365	365
Rack size, mm	500x500	500x500	500x500
Cycles, sec	90/150	90/150	60/120/150
Water consumption/cycle, l	2,5	2,5	2,5
Voltage, V	400	230/400	400
Power, kW	5,5	5,5	5,5
External dimensions, mm	575x605x820	575x605x820	575x605x820
Net weight, kg	56	56	56

CONFIGURATION

Detergent dispenser	-	*	*
Rinse aid dispenser	*	*	*
Drain pump	-	*	*
Cold water connection	*	*	*
Tank filters	*	*	*
Glass rack	*	*	*
Cutlery container	*	*	*
Dish rack	*	*	*



Model	AFTRD500 (919047) DD	AFTRD500 (919048) DDP
Control panel	Manual	Manual
Useful height, mm	350	350
Rack size, mm	500x500	500x500
Cycles, sec	60/120	60/120
Voltage, V	230	230
Power, kW	3,5	3,5
External dimensions, mm	580x630x830	580x630x830
Net weight, kg	31	31

CONFIGURATION

Detergent dispenser	*	*
Rinse aid dispenser	*	*
Drain pump	-	*
Cold water connection	*	*
Tank filters	-	-
Glass rack	*	*
Cutlery container	-	-
Dish rack	*	*

Hood Type Dishwashing Machines



Model	AC800 (ST3800RU)	AC800 (ST3801RU)	AC800DD (ST3800RUDD)
Control panel	Manual	Manual	Manual
Capacity, racks/h	60/30	60/30	60/30
Hood opening, mm	450	450	450
Rack size, mm	500x500	500x500	500x500
Cycles, sec	60/120	60/120	60/120
Water consumption/cycle, l	2,6	2,6	2,6
Voltage, V	400	400	400
Power, kW	8,5	8,5	8,5
External dimensions, mm	724x818x1529	724x818x1529	724x818x1529
Net weight, kg	90	90	90
CONFIGURATION			
Detergent dispenser	-	-	*
Rinse aid dispenser	*	*	*
Drain pump	-	*	-
Cold water connection	*	*	*
Tank filters	*	*	*
Dish rack	*	*	*
Glass rack	*	*	*
Cutlery container	*	*	*

Model	AC800PSDD (ST3801RUDD)	AC800DIG PSDD
Control panel	Manual	Digital
Capacity, racks/h	60/30	60/30/24
Hood opening, mm	450	450
Rack size, mm	500x500	500x500
Cycles, sec	60/120	60/120/150
Water consumption/cycle, l	2,6	2,6
Voltage, V	400	400
Power, kW	8,5	8,5
External dimensions, mm	724x818x1529	724x818x1529
Net weight, kg	90	90
CONFIGURATION		
Detergent dispenser	*	*
Rinse aid dispenser	*	*
Drain pump	*	*
Cold water connection	*	*
Tank filters	*	*
Dish rack	*	*
Glass rack	*	*
Cutlery container	*	*

Hood Type Dishwashing Machines



Model	AC990 (TT3920RU)	AC990DD (TT3920RUDD)
Control panel	Manual	Manual
Capacity, racks/h	60/40/30/10	60/40/30/10
Hood opening, mm	465	465
Rack size, mm	500x600	500x600
Cycles, sec	60/90/120/360	60/90/120/360
Water consumption/cycle, l	3,2	3,2
Voltage, V	400	400
Power, kW	11	11
External dimensions, mm	788x835x1565	788x835x1565
Net weight, kg	113	113
CONFIGURATION		
Detergent dispenser	-	*
Rinse aid dispenser	*	*
Drain pump	-	-
Cold water connection	*	*
Tank filters	*	*
Dish rack	*	*
Glass rack	*	*
Cutlery container	*	*

Model	ACTRD800DD (TH50STRUDD)	ACTRD800DDP (TH50STRUDDPS)
Control panel	Manual	Manual
Hood opening, mm	400	400
Rack size, mm	500x500	500x500
Cycles, sec	60/120	60/120
Voltage, V	400	400
Power, kW	6,5	6,5
External dimensions, mm	640x750x1600	640x750x1600
Net weight, kg	90	90
CONFIGURATION		
Detergent dispenser	*	*
Rinse aid dispenser	*	*
Drain pump	-	*
Cold water connection	*	*
Tank filters	*	*
Dish rack	*	*
Glass rack	*	*
Cutlery container	-	-



Utensil Washing Machines



Model	AK900	AK900P	AK900H	AK900HP
Control pane	Digital (5 cycles + 3 service cycles)	Digital (5 cycles + 3 service cycles)	Digital (5 cycles + 3 service cycles)	Digital (5 cycles + 3 service cycles)
Hood opening, mm	-	-	-	-
Rack size, mm	500x600	500x600	500x600	500x600
Water consumption/cycle, l	2,4	2,4	2,4	2,4
Voltage, V	400	400	400	400
Power, kW	9,8	9,8	9,8	9,8
External dimensions, mm	600x700x850	600x700x850	600x700x1290	600x700x1290
Net weight, kg	61	61	71	71
CONFIGURATION				
Detergent dispenser	*	*	*	*
Rinse aid dispenser	*	*	*	*
Drain pump	-	*	-	*
Self cleaning cycle	*	*	*	*
Cold water connection	*	*	*	*
Tank filters	*	*	*	*
Stainless steel rack	*	*	*	*
Stainless steel tray insert	-	-	-	-



Model	AK901	AK902
Control pane	Digital (4 cycles + 4 service cycles)	Digital (4 cycles + 4 service cycles)
Hood opening, mm	650	850
Rack size, mm	560x630	560x630
Water consumption/cycle, l	3-4,5	3-4,5
Voltage, V	400	400
Power, kW	10,5	10,5
External dimensions, mm	719x782x1727	719x782x1927
Net weight, kg	148	173
CONFIGURATION		
Detergent dispenser	*	*
Rinse aid dispenser	*	*
Self cleaning cycle	*	*
Cold water connection	*	*
Tank filters	*	*
Stainless steel rack	*	*
Stainless steel tray insert	-	-

Utensil Washing Machines

Model	AK 924 (LP722RUDD)	AK 924P (LP723RUDD)
Control panel	Digital / 8 programs	Digital / 8 programs
Hood opening, mm	850	850
Rack size, mm	1320x700	1320x700
Cycles, sec	120/240/360/720	120/240/360/720
Special cycles, sec	300/480/600	300/480/600
Water consumption/cycle, l	6-8	6-8
Voltage, V	400	400
Power, kW	15,9	15,9
External dimensions, mm	1465x857x1959	1465x857x1959
Net weight, kg	301	301
CONFIGURATION		
Detergent dispenser	*	*
Rinse aid dispenser	*	*
Drain pump	-	*
Self cleaning cycle	*	*
Cold water connection	*	*
Tank filters	*	*
Stainless steel rack	*	*
Stainless steel tray insert	-	-



Rack Type Dishwashing Machines/
Utensil Washing Machines

Rack Type Washing Machines

Model	ARC100 Digital	
Control panel	60/120	440
Capacity, racks/h	500x500	150
Hood opening, mm	400	22
Rack size, mm	1150x770x1615	
Water consumption, l/hour	200	
Voltage, V		
Power, kW		
External dimensions, mm		
Net weight, kg		
CONFIGURATION		
Loading	left/right	
Detergent dispenser	option	
Rinse aid dispenser	option *	
Tank filters	option	
Prewash	option	
Cold water connection	option	
Drying module	option *	
Heat recovery system	**	
Glass rack		
Dish rack		
Cutlery container		



BAR & COFFEE EQUIPMENT

Ice Cube Makers
Granulated Ice Makers
Flake Ice Makers
Ice Bins
Ice Crushers
Blenders
Drink Mixers
Juice Squeezers

Ice Cube Makers



* Plastic body

Model	ACB2204B A/W	ACB2204B AP/WP	ACB2806B A/W	ACB3209B A/W
Cooling system	air/water	air/water	air/water	air/water
Production capacity, kg/day	22	22	28	32
Ice bin capacity, kg	4	4	6	9
Ice cube weight, g	14	14	17	17
Voltage, V	230	230	230	230
Power, kW	0,32	0,32	0,27	0,27
External dimensions, mm	355x404x590	355x404x590	387x470x607	387x470x687
Net weight, kg	27,5	27,5	31	32,5



Model	ACB3716B A/W	ACB4625B A/W	ACB5325B A/W	ACB6840B A/W
Cooling system	air/water 37 16	air/water 46 25	air/water 53 25	air/water 68 40
Production capacity, kg/day	17 230 0,38	17 230 0,46	17 230 0,5	17 230 0,7
Ice bin capacity, kg	497x592x687	497x592x797	497x592x887	735x603x850
Ice cube weight, g	40	46	55	67
Voltage, V				
Power, kW				
External dimensions, mm				
Net weight, kg				

Ice Cube Makers



Model	ACB8840B A/W	ACB100.60B A/W	ACB130.65B A/W	ACB155.65B A/W
Production capacity, kg/day	88 40	100	130	155
Ice bin capacity, kg	17	60	65	65
Ice cube weight, g		17	17	17
Water supply	mains	mains	mains	mains
Voltage, V	230	230	230	230
Power, kW	0,8	0,85	1,05	1,4
External dimensions, mm	735x603x910	735x603x1010	840x740x1075	840x740x1075
Cooling system	air/water	air/water	air/water	air/water
Net weight, kg	71	74	113	118

Granulated Ice Makers



Model	AGB6010B A/W	AGB9519B A/W	AGB155.38B A/W	AGB155.55B A/W
Production capacity, kg/day	60 10 mains	95 19 mains	155	155
Ice bin capacity, kg	230 0,42	230 0,55	38	55
Water supply	450x620x680	496x660x685	mains	mains
Voltage, V	air/water 56	air/water 59	230	230
Power, kW			0,65	0,65
External dimensions, mm			741x678x925	741x678x1015
Cooling system			air/water	air/water
Net weight, kg			85	87

Granulated Ice Makers



Without ice bin

Model	AG160B A/W	AG280B A/W	AG510B A/W	AG1000B A/W
Production capacity, kg/day	160	280	510	1000
Water supply	mains	mains	mains	mains
Voltage, V	230	230	230	400
Power, kW	0,65	1,05	1,7	3,2
External dimensions, mm	560x569x600	560x569x695	560x569x695	934x684x700
Cooling system	air/water	air/water	air/water	air/water
Net weight, kg	63	83	102	167

Flake Ice Makers



Without ice bin

Model	AS250B A/W	AS400B A/W	AS620B A/W
Production capacity, kg/day	250	400	620
Water supply	mains	mains	mains
Voltage, V	230	230	400
Power, kW	1,7	2,1	3
External dimensions, mm	870x550x600	900x588x705	900x588x705
Cooling system	air/water	air/water	air/water

Model	AS900B A/W	AS1500B A/W	AS5000B A
Production capacity, kg/day	900	1500	5000
Water supply	mains	mains	mains
Voltage, V	400	400	400
Power, kW	4,6	6	16
External dimensions, mm	1107x700x880	1107x700x970	1270x1400x1620
Cooling system	air/water	air/water	air

Ice Bins



Model	BIN200-AG/AS/AC/ASC.B	BIN350-AG/AS/AC/ASC.B	BIN550-AG/AS/AC/ASC.B
Bin capacity, kg	200	350	550
External dimensions, mm	870x790x1000	1250x790x1000	1110x1060x1915
Net weight, kg	74	105	163



Model	BIN108*2.50-AG/AS/AS.B	BIN108*2.300-AG/AS.B
Bin capacity, kg	180x2 + 50	180x2 + 300
External dimensions, mm	1560x1060x1484	1560x1330x1780
Net weight, kg	135	204

Ice Crushers



Model	AIC2
Rotation speed, rpm	1 500
Voltage, V	230
Power, kW	0,35
External dimensions, mm	210x465x295
Net weight, kg	8,5

Blenders



Model	Cup	Body	ABL1P	ECO
Capacity, l		Rotation	plastic	plastic
speed, rpm		Voltage, V	1x1,5	16 000
Power, kW		External	230	0,45
dimensions, mm		Net	213x200x416	
weight, kg			3	

Drink Mixers



Model	Cup	Capacity, l	AMX1 ECO	AMX2 ECO
Rotation speed, rpm			stainless steel	stainless steel
Voltage, V		Power, kW	0,9	2x0,9
External dimensions, mm			14 000	14 000
Net weight, kg			230	230
			0,12	0,24
			150x195x530	300x195x530
			3	6

Juice Squeezers



Model	Body/Color	ACS1	ECO	ACS2	ECO
Rotation speed, rpm		plastic/chrome		plastic/chrome	
Voltage, V	Power, kW	320	230 0,15	320	230 0,15
External dimensions, mm		210x210x280 3		210x265x385	
Net weight, kg		3,5			

FOOD PROCESSING EQUIPMENT

Cutters Vegetable
Cutters Potato Peelers
Meat Miners Meat
Mixers Bone Saws
Sausage Fillers Burger
Presses Slicers Pizza
Rolling Machines Pizza
Presses Immersion
Blenders Cheese
Graters Spiral Mixers

Meat Mincers



Model	ATS8 / ATS8 SS	ATS12 / ATS12 SS	ATS12U / ATS12U SS
Cutting system	enterprise	enterprise	1/2 unger
Production capacity, kg/h	15	150/200	200
Standart plate hole diameter, mm	6	6	6
Mouth diameter, mm	60	70	70
Mincing group type	aluminum / stainless steel	cast iron / stainless steel	cast iron / stainless steel
Power, kW	0,38	0,75	1,1
Voltage, V	230	230/400	230/400
External dimensions, mm	270x260x360	370x220x440	370x220x440
Net weight, kg	9/9	19/16	23/21



Model	ATS22 / ATS22 SS	ATS22UT / ATS22UT SS
Cutting system	enterprise	unger
Production capacity, kg/h	300	300
Standart plate hole diameter, mm	6	10 + 6
Mouth diameter, mm	82	82
Mincing group type	cast iron / stainless steel	cast iron / stainless steel
Power, kW	1,1	1,1
Voltage, V	230/400	230/400
External dimensions, mm	440x240x510	470x240x510
Net weight, kg	24/22	25/23



Model	ATI22UT / ATI22UT SS	ATI22RUT	ATI32RSUT
Cutting system	unger	unger	unger
Production capacity, kg/h	300	350/400	500
Standart plate hole diameter, mm	10 + 6	10 + 6	10 + 6
Mouth diameter, mm	82	82	98
Mincing group type	cast iron / stainless steel	stainless steel	stainless steel
Power, kW	1,1	1,5	1,6
Voltage, V	230/400	230/400	230/400
External dimensions, mm	470x220x440	450x260x530	510x260x530
Net weight, kg	26/24	33/33	40/40

Meat Mixers



Model	AMK10 1PH	AMK20 1PH	AMK30 1PH/3PH	AMK50 1PH/3PH
Maximum load, kg	10	20	30	50
Paddles	1	1	1	1
Voltage, V	230	230	230/400	230/400
Power, kW	0,18	0,37	1,1/1,472	1,1/1,472
External dimensions, mm	438x255x406	515x337x465	680x365x530	750x465x595
Net weight, kg	18	22	49	59

Bone Saws



Model	ASW155 1PH/3PH	ASW183 1PH/3PH	ASW155A 1PH/3PH	ASW183A 1PH/3PH
Blade length, mm	1550	1830	1550	1830
Cut size, mm	170x150	200x225	170x150	200x225
Work table, mm	330x330	410x410	330x330	410x410
Power, kW	0,75	0,75	0,75	0,75
Voltage, V	230/400	230/400	230/400	230/400
External dimensions, mm	440x370x810	530x420x910	440x370x810	530x420x910
Net weight, kg	34	38	34	38

Manual Sausage Fillers



+ Funnels included

Model	ASF3	ASF5 5 2	ASF8 8 2
Capacity, l	3	590x230x240	750x230x240
Speeds	1	11	13
External dimensions, mm	370x220x200		
Net weight, kg	8		

Burger Presses

Model	AHP100	AHP130
Bowl diameter, mm	100	130
External dimensions, mm	250x190x320	300x190x280
Net weight, kg	5	7



Slicers



Model	ASL220 / ASL220 TEFLON	ASL250 / ASL250 TEFLON	ASL275 / ASL275 TEFLON	ASL300 / ASL300 TEFLON
Blade diameter, mm	220	250	275	300
Max slice thickness, mm	13	13	13	13
Carriage run, mm	245	245	245	285
Tray size, mm	230x240	230x240	230x240	250x275
Blade	toothed/Teflon coated	toothed/Teflon coated	toothed/Teflon coated	toothed/Teflon coated
Power, kW	0,147	0,147	0,147	0,21
Voltage, V	230	230	230	230
External dimensions, mm	570x560x370	570x560x370	570x560x370	640x610x420
Net weight, kg	15	16	17	20,5

Pizza Rolling Machines



Model	ARM310	ARM310 TG	ARM420	ARM420 TG
Pizza diameter, mm	14-30	14-30	26-40	26-40
Dough piece weight, g	80-210	80-210	210-700	210-700
Auto start	-	*	-	*
Power, kW	0,25	0,25	0,25	0,25
Voltage, V	230	230	230	230
External dimensions, mm	475x375x660	475x375x660	585x435x790	585x435x790
Net weight, kg	30	30	36	36

Pizza Presses



Model	APRESS33	APRESS45
Power, kW	4,75	6,1
Voltage, V	400	400
Operating temperature, °C	0...170	0...170
Dough thickness, mm	0...20	0...20
Dough piece weight, g	130-250	250-500
Pizza diameter, mm	33	45
External dimensions, mm	470x590x830	630x670x890
Net weight, kg	96	127

Immersion Blenders



Model	AHM250V200	AHM250V200C	AHM250V250	AHM250V250C	AHM350F300
Attachment	shaft	shaft + whisk	shaft	shaft + whisk	shaft
Speeds	variable speed	variable speed	variable speed	variable speed	1
Rotation speed, rpm	2500-15000	2500-15000	2500-15000	2500-15000	15000
Shaft length, mm	200	200	250	250	300
Power, kW	0,25	0,25	0,25	0,25	0,35
Voltage, V	230	230	230	230	230
External dimensions, mm	75x75x505	75x75x505	75x75x555	75x75x555	130x130x680
Net weight, kg	1,4	1,4	1,45	1,45	3,8

Model	AHM350V300	AHM350V300C	AHM450F300	AHM450V300	AHM450V300C
Attachment	shaft	shaft + whisk	shaft	shaft	shaft + whisk
Speeds	9 + 1	9 + 1	1	9 + 1	9 + 1
Utensil rotation speed, rpm	2000...9000/ 15000	2000...9000/ 15000	17000	2000...11000/ 17000	2000...11000/ 17000
Shaft length, mm	300	300	300	300	300
Power, kW	0,35	0,35	0,45	0,45	0,45
Voltage, V	230	230	230	230	230
External dimensions, mm	130x130x680	130x130x680	130x130x700	130x130x700	130x130x700
Net weight, kg	3,8	3,8	4,4	4,4	4,4

Model	AHM450F400	AHM450V400	AHM450V400C	AHM650F500
Attachment	shaft	shaft	shaft + whisk	shaft
Speeds	1	9 + 1	9 + 1	1
Utensil rotation speed, rpm	17000	2000...11000/ 17000	2000...11000/ 17000	13000
Shaft length, mm	400	400	400	500
Power, kW	0,45	0,45	0,45	0,65
Voltage, V	230	230	230	230
External dimensions, mm	130x130x800	130x130x800	130x130x800	130x130x920
Net weight, kg	4,65	4,65	4,65	5,3

Cheese Graters



For soft cheese

Model	AGR1	AGR2
Production capacity, kg/h	30	50
Rotation speed, rpm	1400	1400
Voltage, V	230	230
Power, kW	0,38	0,75
External dimensions, mm	280x170x310	420x220x440
Net weight, kg	8	18

Spiral Mixers



Fixed bowl

Model	ASM07F	ASM10F 1 35	ASM16F 1 48	ASM16F 2S 2
Speeds	1	10 8 0,37 230	16 12 0,75	48 16 12 1,1
Production capacity, kg/h	29	260x500x500	230	400
Bowl capacity, l	7	42	385x670x725	385x670x725
Maximum load, kg	5		65	65
Power, kW	0,37			
Voltage, V	230			
External dimensions, mm	240x500x500			
Net weight, kg	41			

Model	ASM22F 1 56	ASM22F 2S 2	ASM32F 1 88	ASM32F 2S 2
Speeds	22 17 0,75	56 22 17 1,1	32 25 1,1 230	88 32 25 1,7
Production capacity, kg/h	230	400	424x735x805	400
Bowl capacity, l	385x670x725	385x670x725	86,6	424x735x805
Maximum load, kg	65	65		86,6
Power, kW				
Voltage, V				
External dimensions, mm				
Net weight, kg				

Model	ASM41F 1	ASM41F 2S 2	ASM48F 1	ASM48F 2S 2
Speeds	112 41 35 1,1	112 41 35 1,7	128 48 42 1,5	128 48 42 2,2
Production capacity, kg/h	230	400	230	400
Bowl capacity, l	480x805x825	480x805x825	480x805x825	480x805x825
Maximum load, kg	95,4	95,4	97,4	97,4
Power, kW				
Voltage, V				
External dimensions, mm				
Net weight, kg				

Model	ASMX33F 2S	ASMX42F 2S	ASMX53F 2S	ASMX62F 2S
Speeds	2 33 25 1,1	2 42 33 2 400	2 53 42 2 400	2 62 50 2 400
Bowl capacity, l	400	510x840x780	560x880x830	560x880x830
Maximum load, kg	450x740x730	94	95	97
Power, kW	70			
Voltage, V				
External dimensions, mm				
Net weight, kg				

Spiral Mixers



Removable bowl

Model	ASM07R	ASM10R 1 35	ASM16R 1 48	ASM16R 2S
Speeds	1	10 8 0,37 230	16 12 0,75	2 48 16 12
Production capacity, kg/h	29	385x670x675	230	1,1 400
Bowl capacity, l	7	60	385x670x725	385x670x725
Maximum load, kg	5		71,5	71,5
Power, kW	0,37			
Voltage, V	230			
External dimensions, mm	385x670x675			
Net weight, kg	58			

Model	ASM22R 1 56	ASM22R 2S	ASM32R 1 88	ASM32R 2S
Speeds	22 17 0,75	2 56 22 17	32 25 1,1 230	2 88 32 25
Production capacity, kg/h	230	1,1 400	424x735x805	1,7 400
Bowl capacity, l	385x670x725	385x670x725	94,6	424x735x805
Maximum load, kg	73	73		94,6
Power, kW				
Voltage, V				
External dimensions, mm				
Net weight, kg				

Model	ASM41R 1	ASM41R 2S	ASM48R 1	ASM48R 2S
Speeds	112 41 35 1,1	2 112 41 35	128 48 42 1,5	2 128 48 42
Production capacity, kg/h	230	1,7 400	230	2,2 400
Bowl capacity, l	480x805x825	480x805x825	480x805x825	480x805x825
Maximum load, kg	105,4	105,4	107,4	107,4
Power, kW				
Voltage, V				
External dimensions, mm				
Net weight, kg				

PACKAGING EQUIPMENT

Vacuum Packaging

Vacuum Packaging



Model	AVM254	4	AVM308	8	AVM308L	8	AVM312	12
Vacuum pump capacity, m³/h	250	250	-	-	310	300	*	-
Sealing beam, mm	270x352x150		332x335x170		343x434x175		343x434x175	
Max bag width, mm	0,29	230	0,38	230	0,4	230	0,55	230
Gas injection	357x490x329		395x490x374		415x592x407		415x592x407	
Marination cycle	32		40		46		50	
Chamber dimensions, mm								
Power, kW								
Voltage, V								
External dimensions, mm								
Net weight, kg								

Model	AVM312CHEF	AVM412	12	AVM420	20	AVM420CHEF		
Vacuum pump capacity, m³/h	12	310	300	**	410	400	* -	
Sealing beam, mm	343x434x175		441x449x170		441x449x170		440x448x170	
Max bag width, mm	0,55	230	0,55	230	0,7	230	0,7	230
Gas injection	415x592x407		535x591x438		535x591x438		535x598x436	
Marination cycle	44,5		60		64		59	
Chamber dimensions, mm								
Power, kW								
Voltage, V								
External dimensions, mm								
Net weight, kg								

Model	AVM425	25	AVM425F	AVM660F
Vacuum pump capacity, m³/h	455	450	25	60
Sealing beam, mm	option		1x455	2x620
Max bag width, mm	485x550x175		450	600
Gas injection	1,2	230	option	option
Chamber dimensions, mm	600x710x500		485x550x175	650x535x200
Power, kW	96		1,2	1,5
Voltage, V			230	400
External dimensions, mm			600x710x1035	765x710x1050
Net weight, kg			116	167

Vacuum Packers



Model	AVM3	AVM4
Power, kW	0,22	0,75
Voltage, V	230	230
Vacuum pump capacity, l/h	11	30
Sealing beam, mm	310	420
External dimensions, mm	375x297x145	470x308x154
Net weight, kg	7	13

GASTRONORMS & TRAYS

Trays and Grids

Aluminium Trays



Model	External dimensions, mm	
PT13	600x400	460x340
PT30	450x340	
PT31		

Perforated Aluminium Trays



Model	External dimensions, mm	
PT12	600x400	460x340
PT35	450x340	
PT33		

Teflon Coated Trays



Model	External dimensions, mm	
PT14	600x400	

Teflon Coated Perforated Trays



Model	External dimensions, mm	
PT15	600x400	

5 Channel Baguette Trays



Model	External dimensions, mm	
PT10	600x400	

Chrome Plated Grids



Model	External dimensions, mm	
PG10	600x400	460x340
PG11	450x340	
PG14		



Contents

126

Cooking Equipment

Fast Food Equipment

134

Washing Equipment

136

Bar & Coffee Equipment

COOKING EQUIPMENT

Combi Steamers
Sous Vide Cookers

Combi Steamers



Model	TPI 05 DC.5VN 5	TPI 07 DC.V / TPI 07 DC.5V	TPI 12 DC.V / TPI 12 DC.5V	TPI 20 DC.2V
Trays load	GN 1/1 + 600x400	7	12	20
Supported trays	4*67/ 1*40	GN 1/1 + 600x400	GN 1/1 + 600x400	GN 1/1
Grid spacing, mm	*	67	67	67
Core probe	*	*	*	*
Selfclean	260	*	*	*
Max temperature, °C	2	260	260	260
Fans	5	2	3	4
Fan speeds	400	2 / 5	2 / 5	2
Voltage, V	7,2	400	400	400
Power, kW	814x768x635	10,8 / 10,6	16,1 / 15,8	28,5
External dimensions, mm	68	817x780x990	817x780x1340	1051x938x1900
Net weight, kg		98 / 98	131 / 128	230



Model	Trays	load	TPI 05 M.VN 5 GN	TPI 07 M.V 7 GN	TPI 12 M.V 12 GN	TPI 20 M.1V 20
Supported trays	Grid		1/1 + 600x400	1/1 + 600x400 67	1/1 + 600x400 67	GN 1/1 67 -
spacing, mm	Core probe		4*67/ 1*40 -	-	-	-
Selfclean	Max		-	-	-	280
temperature, °C	Fans	Fan	260	280	280	4
speeds	Voltage, V	Power, kW	2	2	3	1
External dimensions, mm			1	1	1	400
Net weight, kg			400	400	400	28,5
			7,2	10,8	16,1	1051x938x1900
			814x768x635	817x780x990	817x780x1340	230
			68	98	131	

Sous Vide Cookers

Model	TSV2
Power, kW	2
Voltage, V	230
Temperature, °C	10...95
Capacity, l	up to 50
External dimensions, mm	120x145x340
Net weight, kg	3,7



FAST FOOD EQUIPMENT

Doner Kebab Grills

Waffle Makers

Crêpe Makers

Electric Griddles

Contact Grills

Doner Kebab Grills

Manual



Model	TDM E 3M	TDM E 4M	TDM E 5M
Heating zones	3	4	5
Max load, kg	40	60	80
Power, kW	4,8	6,4	8
Voltage, V	400	400	400
External dimensions, mm	630x750x822	630x750x989	630x750x1156
Net weight, kg	35	40	45



Top motor

Model	TDM E 3T	TDM E 4T	TDM E 5T
Heating zones	3	4	5
Max load, kg	40	60	80
Power, kW	4,8	6,4	8
Voltage, V	400	400	400
External dimensions, mm	630x824x973	630x824x1140	630x824x1307
Net weight, kg	38	43	49



Bottom motor

Model	TDM E 3B / TDM E 3BW	TDM E 4B / TDM E 4BW	TDM E 5B / TDM E 5BW
Heating zones	3	4	5
Max load, kg	40	60	80
Power, kW	4,8	6,4	8
Voltage, V	400	400	400
External dimensions, mm	545x690x951	545x690x1118	545x690x1285
Net weight, kg	45	51	57

* W - Models with heating tray for meat

Contact Grills



Model	TCG 2525 RR	TCG 2525 RS	TCG 2525 SS	TCG 3627 RR	TCG 3627 RS	TCG 3627 SS
Hotplate	top - ribbed bottom - ribbed	top - ribbed bottom - smooth	top - smooth bottom - smooth	top - ribbed bottom - ribbed	top - ribbed bottom - smooth	top - smooth bottom - smooth
Heating zones	1	1	1	1	1	1
Hotplate size, mm	250x250	250x250	250x250	360x270	360x270	360x270
Temperature, °C	50...300	50...300	50...300	50...300	50...300	50...300
Power, kW	1,75	1,75	1,75	2,5	2,5	2,5
Voltage, V	230	230	230	230	230	230
External dimensions, mm	290x440x300	290x440x300	290x440x300	410x500x300	410x500x300	410x500x300
Net weight, kg	18	19	20	27	28	29



* DT - Model with independent temperature control of the top and bottom surface

Model	TCG 4527 RR	TCG 4527 RR DT*	TCG 4527 RS	TCG 4527 RS DT*	TCG 4527 SS
Hotplate	top - ribbed bottom - ribbed	top - ribbed bottom - ribbed	top - ribbed bottom - smooth	top - ribbed bottom - smooth	top - smooth bottom - smooth
Heating zones	1	1	1	1	1
Hotplate size, mm	450x270	450x270	450x270	450x270	450x270
Temperature, °C	50...300	50...300	50...300	50...300	50...300
Power, kW	3	3	3	3	3
Voltage, V	230	230	230	230	230
External dimensions, mm	510x500x300	510x500x300	510x500x300	510x500x300	510x500x300
Net weight, kg	32	32	33	33	35



Model	TCG 3627 RR RR	TCG 3627 RR RS	TCG 3627 RR SS	TCG 3627 RS RS	TCG 3627 SS SS
Hotplate	1 heating zone: top - ribbed bottom - ribbed 2 heating zone: top - ribbed bottom - ribbed	1 heating zone: top - ribbed bottom - ribbed 2 heating zone: top - ribbed bottom - smooth	1 heating zone: top - ribbed bottom - ribbed 2 heating zone: top - smooth bottom - smooth	1 heating zone: top - ribbed bottom - smooth 2 heating zone: top - ribbed bottom - smooth	1 heating zone: top - smooth bottom - smooth 2 heating zone: top - smooth bottom - smooth
Heating zones	2	2	2	2	2
Hotplate size, mm	2 x 360x270	2 x 360x270	2 x 360x270	2 x 360x270	2 x 360x270
Temperature, °C	50...300	50...300	50...300	50...300	50...300
Power, kW	2,5+2,5	2,5+2,5	2,5+2,5	2,5+2,5	2,5+2,5
Voltage, V	230	230	230	230	230
External dimensions, mm	820x500x300	820x500x300	820x500x300	820x500x300	820x500x300
Net weight, kg	55	56	55	59	61

Contact Grills



Model	TCG 5224 R R R+R	TCG 5224 R R R+S	TCG 5224 R R S+S
Hotplate	1 top - ribbed 2 top - ribbed entire bottom - ribbed	1 top - ribbed 2 top - ribbed entire bottom - ribbed+smooth	1 top - ribbed 2 top - ribbed entire bottom - smooth
Heating zones	2	2	2
Bottom hotplate size, mm	520x240	520x240	520x240
Temperature, °C	50...300	50...300	50...300
Power, kW	3,5	3,5	3,5
Voltage, V	230	230	230
External dimensions, mm	560x440x300	560x440x300	560x440x300
Net weight, kg	32	33	34

Electric Griddles



Model	TGP 5224 R	TGP 5224 R+S	TGP 5224 S
Hotplate size, mm	520x240	520x240	520x240
Temperature, °C	50...300	50...300	50...300
Hotplate	ribbed	1/2 ribbed + 1/2 smooth	smooth
Heating zones	2	2	2
Power, kW	2,2	2,2	2,2
Voltage, V	230	230	230
External dimensions, mm	540x350x240	540x350x240	540x350x240
Net weight, kg	17	18	19



Model	TGP 6845 R+S	TGP 6845 S
Hotplate size, mm	680x450	680x450
Temperature, °C	50...300	50...300
Hotplate	1/2 ribbed + 1/2 smooth	smooth
Heating zones	2	2
Power, kW	2,5+2,5	2,5+2,5
Voltage, V	230	230
External dimensions, mm	700x525x210	700x525x210
Net weight, kg	39	38

Waffle Makers With Fixed Plates



Model	TWI 1 CLASSICO	TWI 2 CLASSICO	TWI 1 AMERICAN	TWI 2 AMERICAN	TWI 1 AMORE
Heating zones	1	2	1	2	1
Temperature, °C	50...300	50...300	50...300	50...300	50...300
Waffle type	classic	classic	round	round	heart t
Waffle size	100x170x15	100x170x15	Ø160x15	Ø160x15	Ø210x15
Capacity, waffles	2	4	1	2	1
Power, kW	2,2	2,2 + 2,2	2,2	2,2 + 2,2	2,2
Voltage, V	230	230	230	230	230
External dimensions, mm	290x440x320	580x440x320	300x440x320	600x440x320	300x440x320
Net weight, kg	20	38	16	30	16



Model	TWI 2 AMORE	TWI 1 BRUXELLES	TWI 2 BRUXELLES	TWI 1 GELATO	TWI 2 GELATO
Heating zones	2	1	2	1	2
Temperature, °C	50...300	50...300	50...300	50...300	50...300
Waffle type	heart t	Belgian	Belgian	ice cream cone	ice cream cone
Waffle size	Ø210x15	102x165x26	102x165x26	230x230	230x230
Capacity, waffles	2	2	4	1	2
Power, kW	2,2 + 2,2	2,2	2,2 + 2,2	2,2	2,2 + 2,2
Voltage, V	230	230	230	230	230
External dimensions, mm	600x440x320	300x440x320	600x440x320	300x440x320	600x440x320
Net weight, kg	30	21	40	16	30



Model	TWI 1 TIAMO	TWI 2 TIAMO	TWI 1 WAFFELINO	TWI 2 WAFFELINO
Heating zones	1	2	1	2
Temperature, °C	50...300	50...300	50...300	50...300
Waffle type	heart t	heart t	cone	cone
Waffle size	132x125x24	132x125x24	230x60x24	230x60x24
Capacity, waffles	4	8	3	6
Power, kW	2,2	2,2 + 2,2	2,2	2,2 + 2,2
Voltage, V	230	230	230	230
External dimensions, mm	300x440x320	600x440x320	300x440x320	600x440x320
Net weight, kg	23	44	16	30

Waffle Makers With Removable Plates



Model	TWI 1	TWI 2
Heating zones	1	2
Temperature, °C	50...300	50...300
Power, kW	2,2	2,2+2,2
Voltage, V	230	230
External dimensions, mm	300x440x320	600x440x320
Net weight, kg	12	23

Baking Plates for Waffle Makers



Model	Amore	Bruxelles	Waffelino	Gelato
Waffle type	heart t	Belgian	cone	ice cream cone



Model	Amore M	Tiamo	American
Waffle type	heart t	heart t	round

Crêpe Makers



Model	TCM R 40	TCM S 40	TCM S 40 D
Temperature, °C	50...300	50...300	50...300 2
Hotplates	1	1	400 3+3 230
Hotplate diameter, mm	400	400	900x530x256
Power, kW	3	3	41
Voltage, V	230	230	
External dimensions, mm	400x400x180	450x530x256	
Net weight, kg	15	22	

WASHING EQUIPMENT

Front-Loading Dishwashing Machines
Hood Type Dishwashing Machines

Front-Loading Dishwashing Machines

Model	TW.F50+DR	TW.F50+DR+DD
Production capacity, racks/h	60	60
Useful height, mm	380	380
Rack size, mm	500x500	500x500
Cycles, sec	60/90/120/180	60/90/120/180
Water consumption/cycle, l	2,7	2,7
Voltage, V	230/400	230/400
Power, kW	5,2	5,2
External dimensions, mm	585x618x815	585x618x815
Net weight, kg	55	55
CONFIGURATION		
Detergent dispenser	-	*
Rinse aid dispenser	*	*
Drain pump	*	*
Cold water connection	*	*
Tank filters	*	*
Glass rack	*	*
Dish rack	*	*
Cutlery container	*	*



Hood Type Dishwashing Machines

Model	TW.H50+DR	TW.H50+DR+DD
Production capacity, racks/h	60	60
Hood opening, mm	400	400
Rack size, mm	500x500	500x500
Cycles, sec	60/90/120/180	60/90/120/180
Water consumption/cycle, l	3,0	3,0
Voltage, V	400	400
Power, kW	9,7	9,7
External dimensions, mm	690x861x1460 (1910)	690x861x1460 (1910)
Net weight, kg	90	90
CONFIGURATION		
Detergent dispenser	- *	* *
Rinse aid dispenser	option	option
Drain pump	*	* * * *
Cold water connection	*	*
Tank filters	*	
Dish rack	*	
Glass rack	*	
Cutlery container		



BAR & COFFEE EQUIPMENT

Ice Cube Makers
Granulated Ice Makers



Model	TIM 2104C	TIM 2608C	TIM 3316C
Cooling system	air 21 4 R290	air 26 8 R290	air 33 16
Production capacity, kg/day	230 0,3	230 0,35	R290 230
Ice bin capacity, kg	355x435x590	390x515x640	0,47
Refrigerant	26	32	500x580x690
Voltage, V			38
Power, kW			
External dimensions, mm			
Net weight, kg			



Model	TIM 3716C	TIM 4728C	TIM 5728C
Cooling system	air 37 16	air 47 28	air 57 28
Production capacity, kg/day	R290 230	R290 230	R290 230
Ice bin capacity, kg	0,52	0,55	0,55
Refrigerant	500x580x690	500x580x800	500x580x800
Voltage, V	40	45	48
Power, kW			
External dimensions, mm			
Net weight, kg			



Model	TIM 6640C	TIM 8540C	TIM 9640C
Cooling system	air 66 40	air 85 40	air 96 40
Production capacity, kg/day	R290 230	R290 230 1	R290 230 1,1
Ice bin capacity, kg	0,78	738x600x822	738x600x822
Refrigerant	738x600x822	85	88
Voltage, V	75		
Power, kW			
External dimensions, mm			
Net weight, kg			

Ice Cube Maker With Front Ventilation



Model	TIM 3316CF	TIM 3716CF	TIM 4728CF
Cooling system	air 33 16	air 37 16	air 47 28
Production capacity, kg/day	R290 230	R290 230	R290 230
Ice bin capacity, kg	0,51	0,56	0,59
Refrigerant	500x580x690	500x580x690	500x580x800
Voltage, V	38	40	45
Power, kW			
External dimensions, mm			
Net weight, kg			



Model	TIM 5728CF	TIM 6640CF	TIM 8540CF
Cooling system	air 57 28	air 66 40	air 85 40
Production capacity, kg/day	R290 230	R290 230	R290 230
Ice bin capacity, kg	0,59	0,84	1,07
Refrigerant	500x580x800	738x600x822	738x600x822
Voltage, V	48	75	85
Power, kW			
External dimensions, mm			
Net weight, kg			

Granulated Ice Makers



Model	TIM 8028G	TIM 12040G
Cooling system	air 80 28	air
Production capacity, kg/day	R290 230	120
Ice bin capacity, kg	0,61	40
Refrigerant	500x680x800	R290
Voltage, V	45	230
Power, kW		1,05
External dimensions, mm		738x700x822
Net weight, kg		85

Contents

140

Bar & Coffee Equipment

BAR & COFFEE EQUIPMENT

Automatic Coffee Machines
Semi-Automatic Coffee Machines

Automatic Coffee Machines



Model	ST1E TALL CUP 1 PHASE	ST2E COMPACT TALL CUP 1 PHASE	STH2E TALL CUP MULTIPHASE
Groups	1	2	2
Version	Tall Cup	Tall Cup	Tall Cup
Boiler capacity, l	4	4,9	11
Steam wands	1	1	2
Hot water faucet	1	1	1
Max cup height, mm (with/without inserted portafilter)	105/135	105/135	105/135
Power, kW	1,6	2,7	4,5
Voltage, V	230	230	230/400
External dimensions, mm	415x535x500	595x535x500	795x535x500
Net weight, kg	41	48	57



Semi-Automatic Coffee Machines



Model	ST1M TALL CUP 1 PHASE	ST2M COMPACT TALL CUP 1 PHASE
Groups	1	2
Version	Tall Cup	Tall Cup
Boiler capacity, l	4	4,9
Steam wands	1	1
Hot water faucet	1	1
Max cup height, mm (with/without inserted portafilter)	105/135	105/135
Power, kW	1,6	2,7
Voltage, V	230	230
External dimensions, mm	415x535x500	595x535x500
Net weight, kg	41	48



Model	ST2M HIGH GROUP MULTIPHASE	ST2M TALL CUP MULTIPHASE
Groups	2	2
Version	High Group	Tall Cup
Boiler capacity, l	11	11
Steam wands	2	2
Hot water faucet	1	1
Max cup height, mm (with/without inserted portafilter)	155/185	105/135
Power, kW	4,5	4,5
Voltage, V	230/400	230/400
External dimensions, mm	795x564x544	795x535x500
Net weight, kg	59	57



Model	STH2M TALL CUP 1 PHASE	STH2M TALL CUP MULTIPHASE
Groups	2	2
Version	Tall Cup	Tall Cup
Boiler capacity, l	11	11
Steam wands	2	2
Hot water faucet	1	1
Max cup height, mm (with/without inserted portafilter)	105/135	105/135
Power, kW	4,5	4,5
Voltage, V	230	230/400
External dimensions, mm	795x535x500	795x535x500
Net weight, kg	57	57





INOX-PRO

www.inox-pro.fr

09 51 90 60 16 | contact@inox-pro.fr